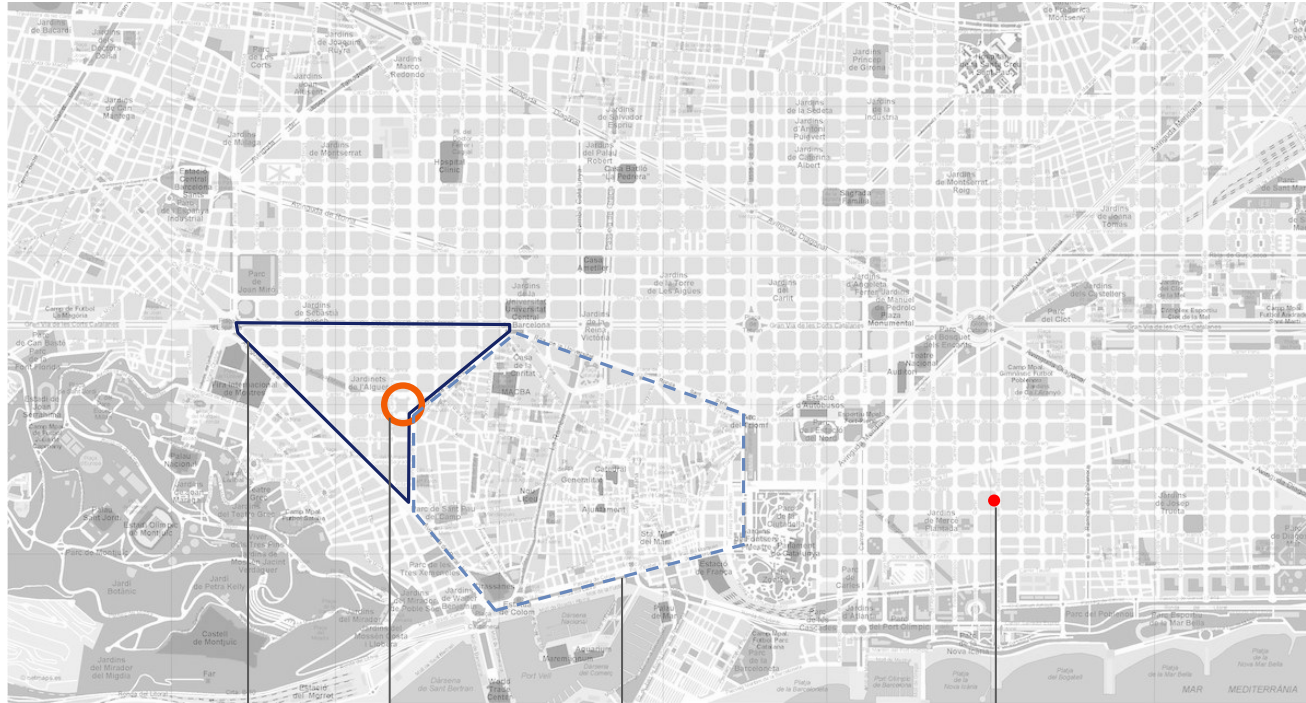


MERCAT SANT ANTONI

Final Project
UPC

Historical and Urban Context

Localization



Sant Antoni
Neighbourhood

Mercat Sant
Antoni

Old City

UPC

Historical Context

Origin, Expansion, and Renovation of the Sant Antoni Market



Origin and Foundation 19th Century

Market at the Sant Antoni Gate, on the southern entrance of Barcelona's walled city.

Integrating the market as part of the Cerdà Plan

It is the first market built outside the city walls



Expansion and Commercial Diversification 20th Century

Textiles and non-food products set up around the market.

Sunday book market

Three markets create a unique commercial hub in Barcelona.



Renovation, Discoveries, and Present Day 21st Century

In 2007, renovation works began

Roman Via Augusta and the Sant Antoni bastion.

Historical Context

Origin, Expansion, and Renovation of the Sant Antoni Market

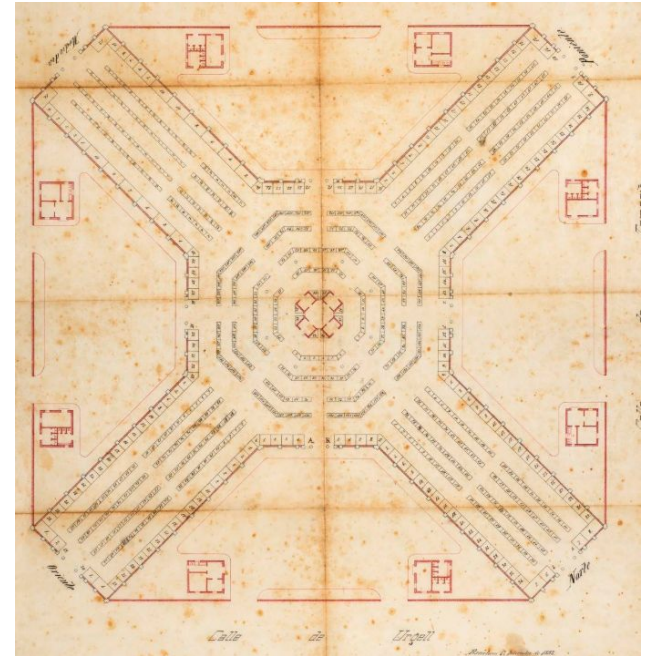


Origin and Foundation 19th Century

Market at the Sant Antoni Gate, on the southern entrance of Barcelona's walled city.

Integrating the market as part of the Cerdà Plan

It is the first market built outside the city walls



Historical Context

Origin, Expansion, and Renovation of the Sant Antoni Market



Expansion and Commercial
Diversification
20th Century

Textiles and non-food products set up around the
market.



Sunday book market

Three markets create a unique
commercial hub in Barcelona.



Historical Context

Origin, Expansion, and Renovation of the Sant Antoni Market




Renovation, Discoveries, and Present Day 21st Century

In 2007, renovation works began


Superblock project

Roman Via Augusta and the Sant Antoni
bastion.



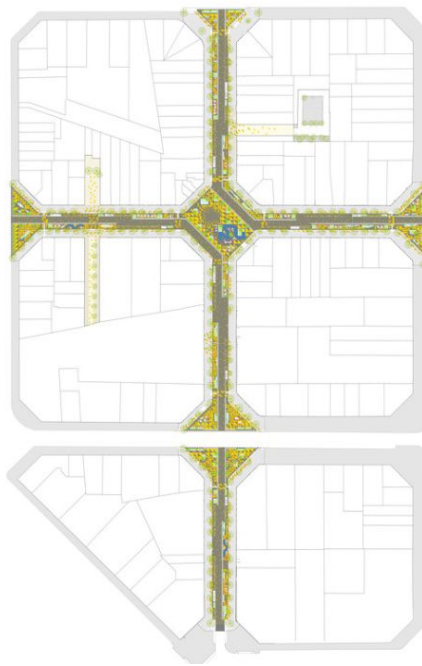
Historical Context

Origin, Expansion, and Renovation of the Sant Antoni Market



Renovation, Discoveries, and Present Day
21st Century

Superblock project





Historical and Urban Context

Present day Photos



Historical and Urban Context

Present day Photos





Historical and Urban Context


Present day Photos



Historical and Urban Context

Present day Photos





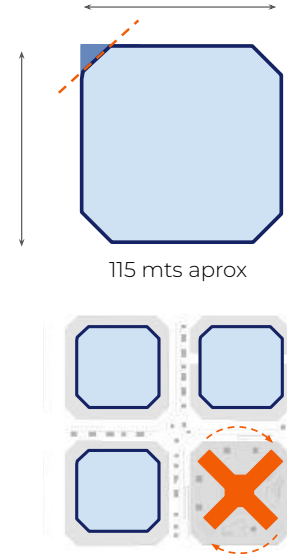
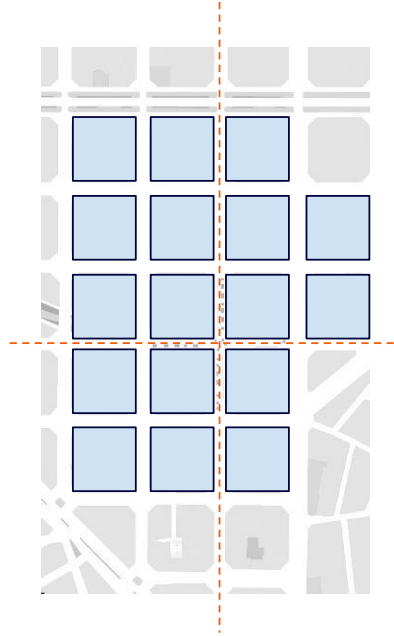
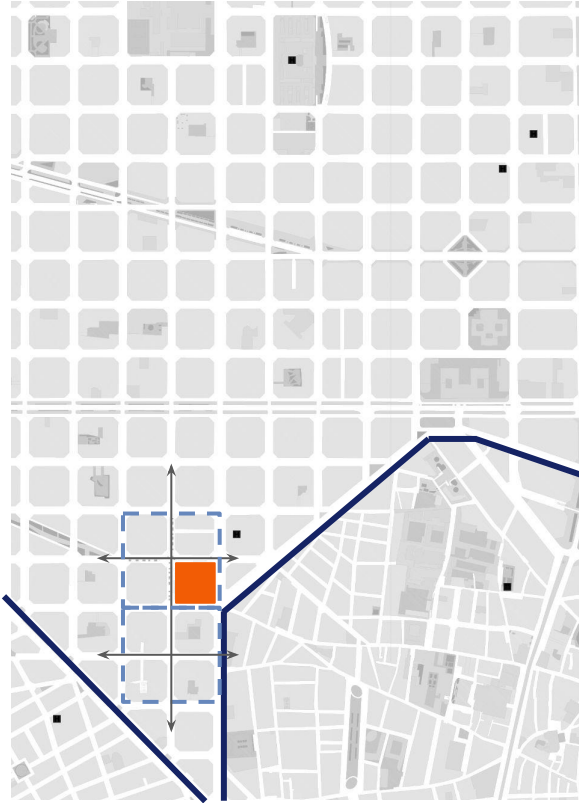
TRAMA

Lighting Design - Mercat Sant Antoni

Daniela Zambrano - Angel Audiel Cid

Contemporary Context

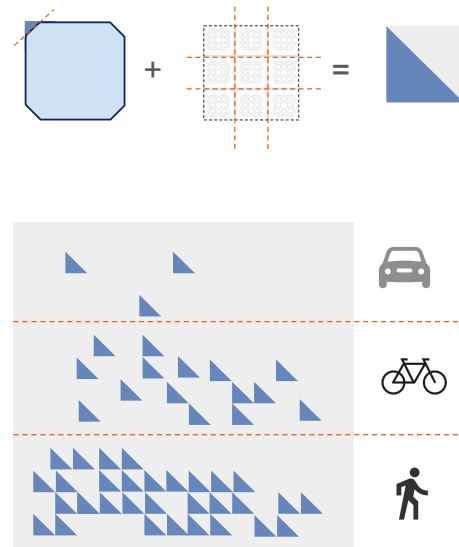
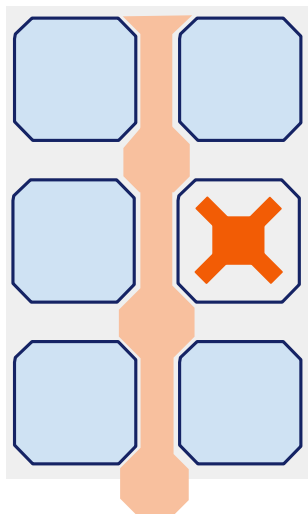
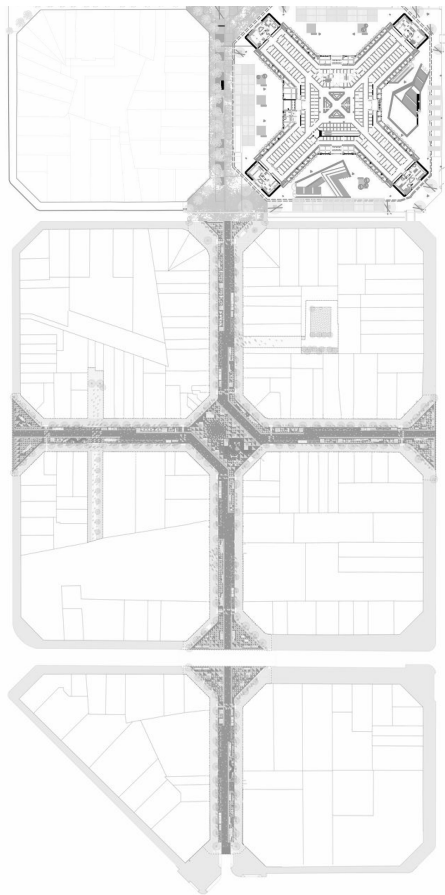
Urban Context



- The Sant Antoni market is embedded within a series of urban grids
- The first grid corresponds to the Cerdà Plan, conceived as the city's general urban layout.

Contemporary Context

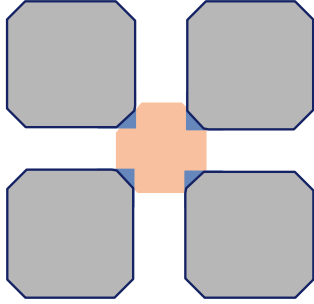
Urban Context



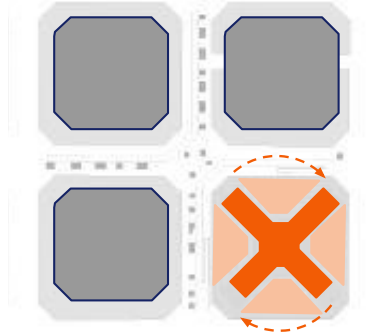
- Location within the Superblock Grid
- Traffic Reduction prioritizing space for pedestrians and cyclists
- Improved Quality of Life creating community gathering spaces.
- The objective is to transform public spaces, previously dominated by traffic, into areas more conducive to social interaction and community activities.

Contemporary Context

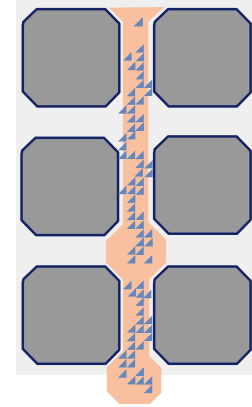
Urban Space Oriented at 45°



Cerdà Plan Corners
Used to Create Public Space



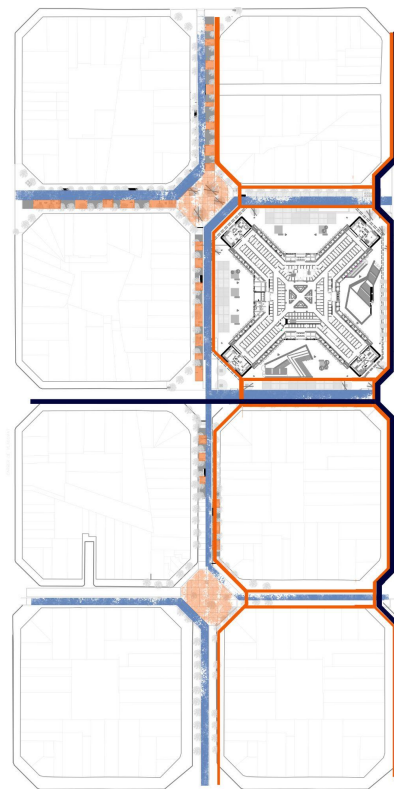
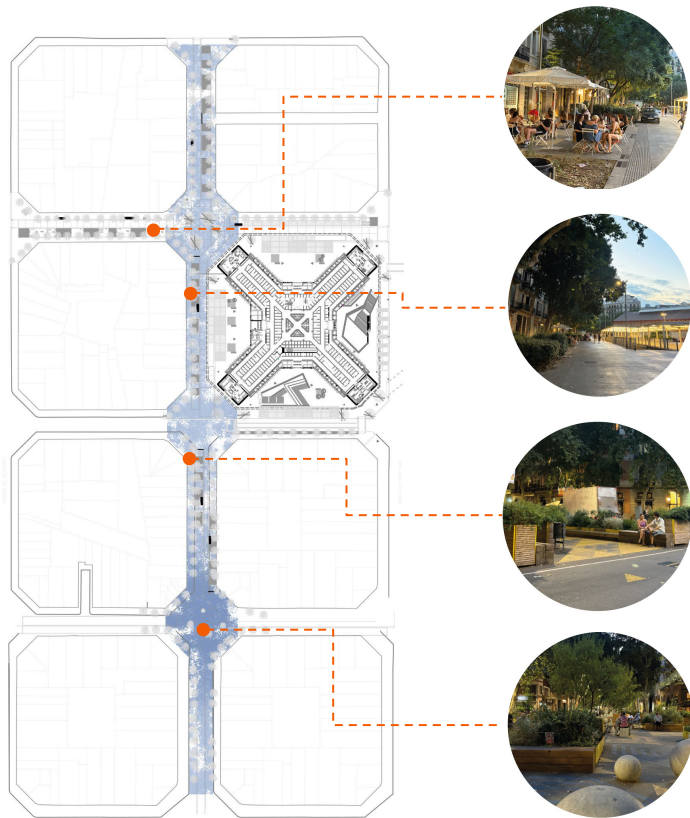
Rotating the Sant Antoni Market
Volume Creates Public Spaces



Pedestrian circulation follows a
zigzag pattern.

Contemporary Context

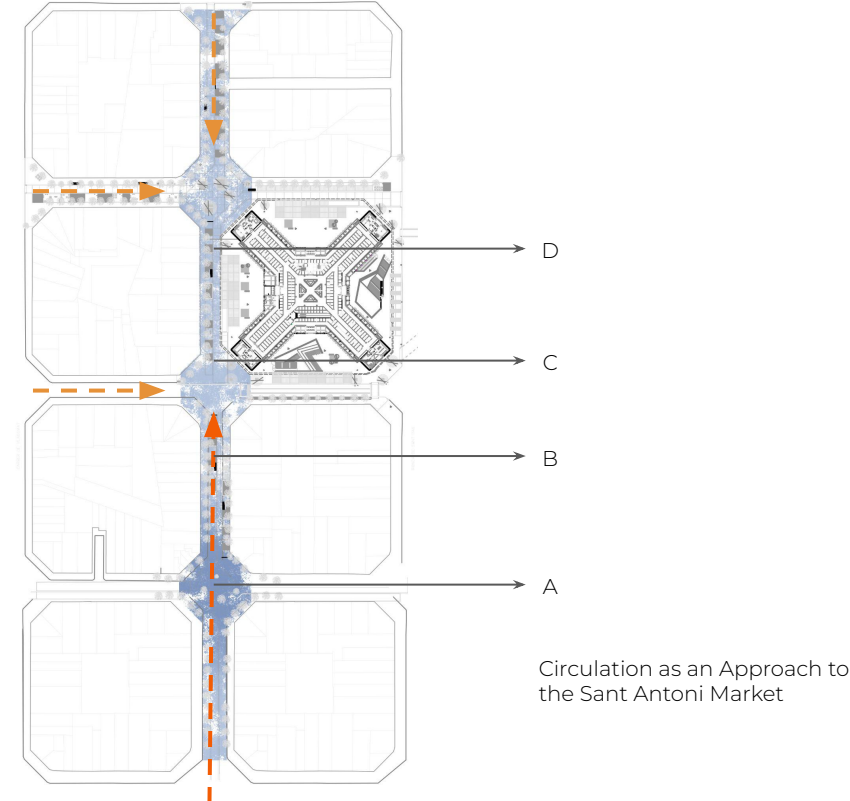
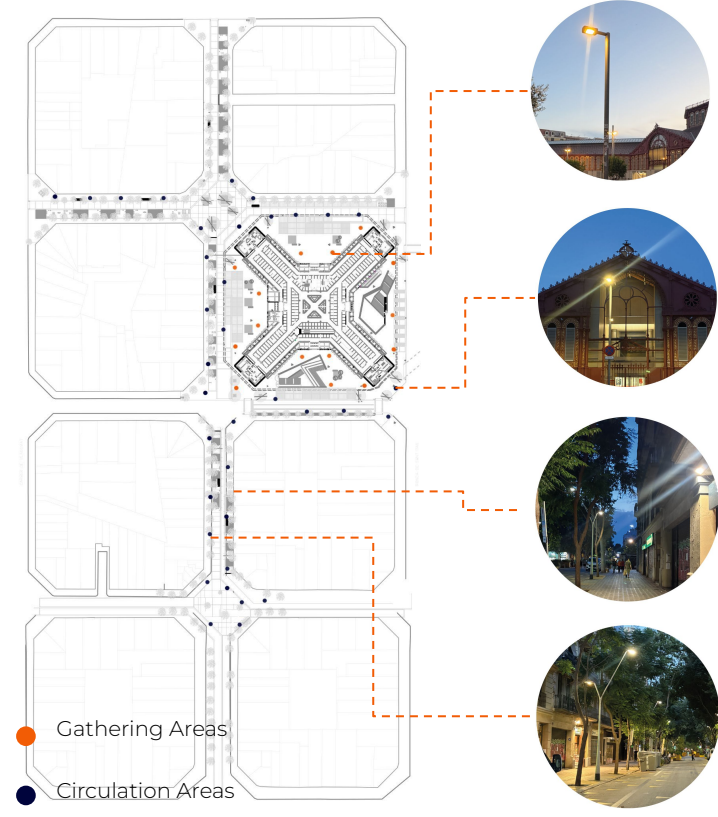
Urban Context



- Areas for Gathering
- Pedestrian Circulation
- Vehicular Circulation
- Cycling Circulation

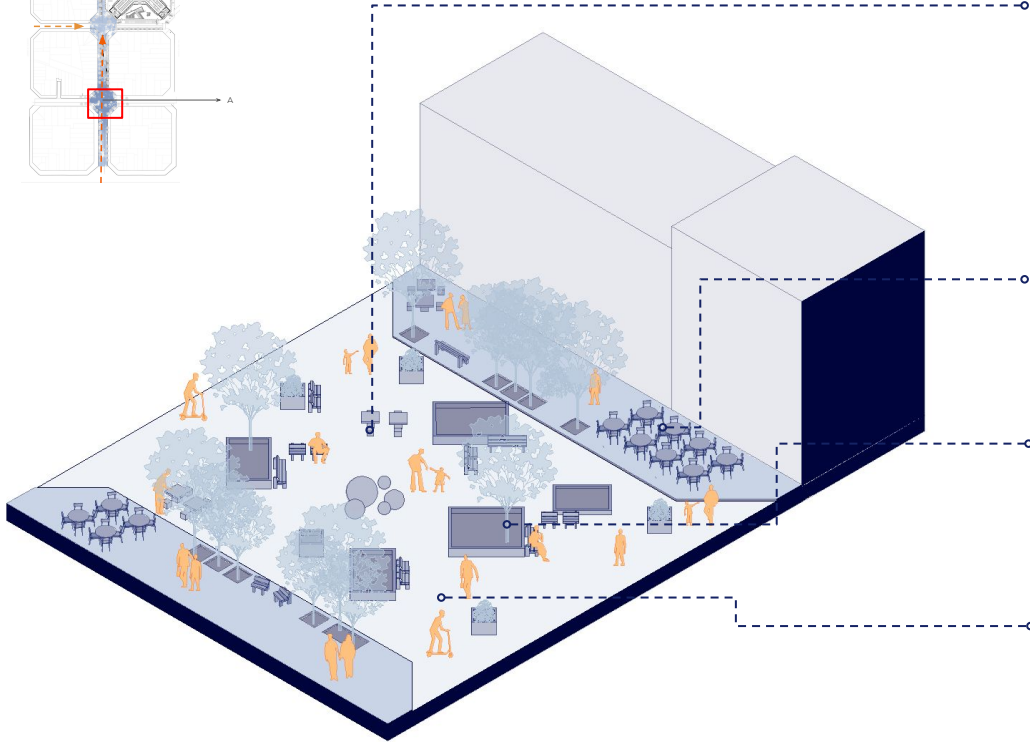
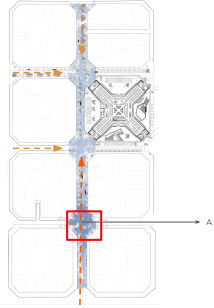
Contemporary Context

Urban Context



Urban Analysis

Section A: Beginning of the Superblock



A variety of areas and elements invite people to stay, but the **absence of a cohesive lighting strategy** prevents the spaces from being reinforced and elevated.

No hierarchy established among gathering areas

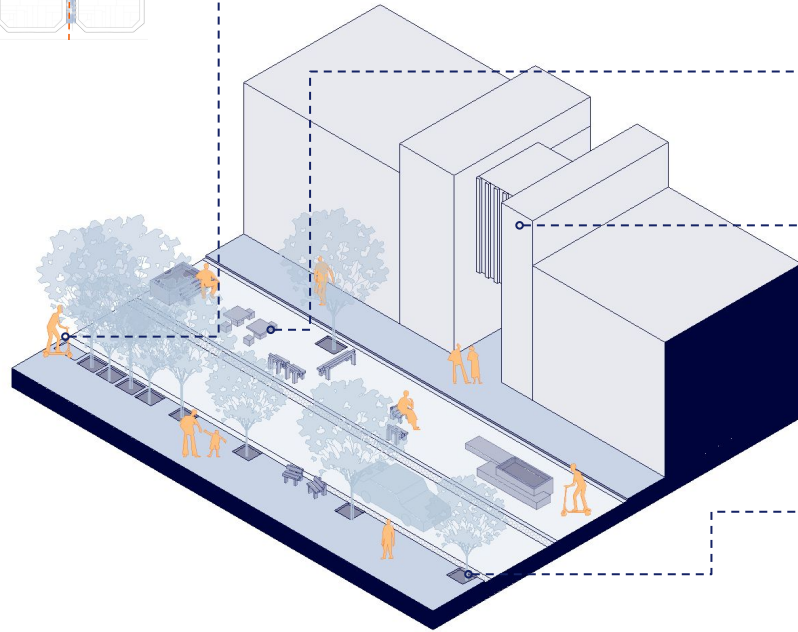
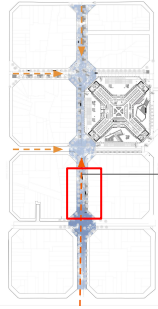
Lack of vegetation in quantity and layers, with no lighting to enhance or integrate it.

Absence of a clear lighting strategy to define and **differentiate** vehicular, cycling, and pedestrian flows.



Urban Analysis

Section B: Core of the Superblock



No clear orientation toward the Sant Antoni Market; it gets lost within the urban complex

Staying areas remain underlit, missing a lighting strategy that enhances comfort and habitability.

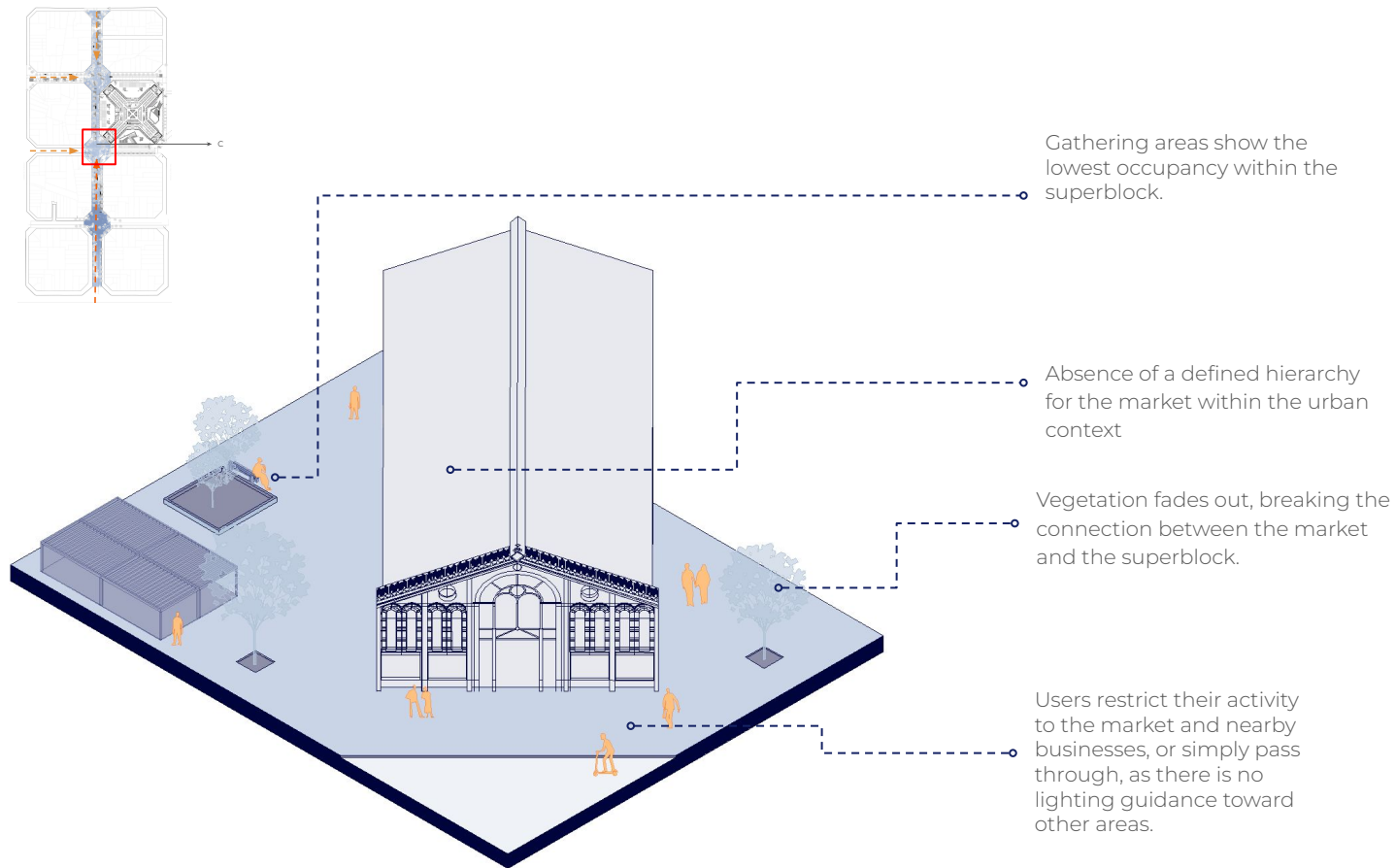
Hierarchical disorder; urban landmarks remain unnoticed, and restaurants, terraces, and stay areas lack a clear design intention.

Vegetation decreases progressively as the market is approached.



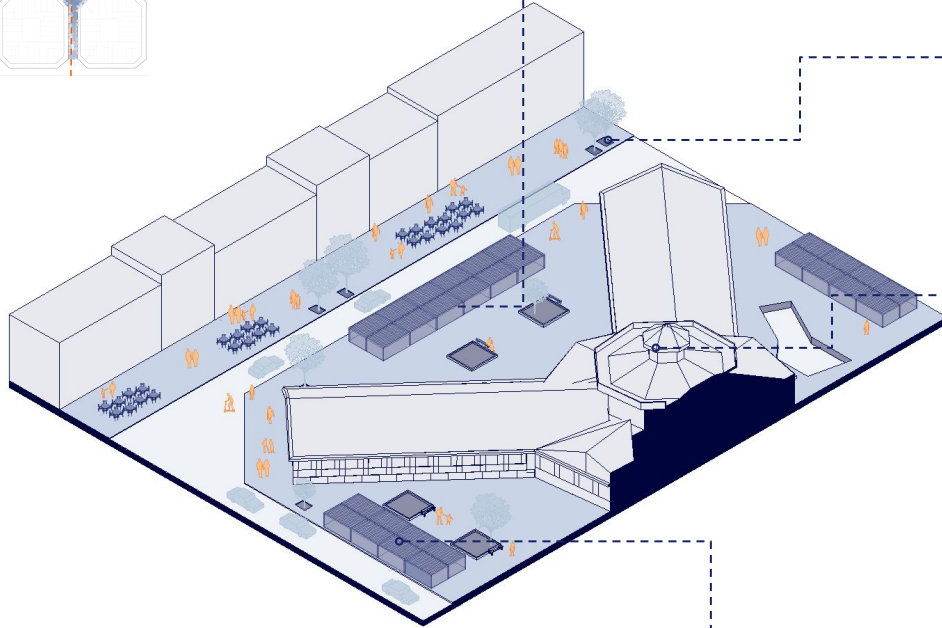
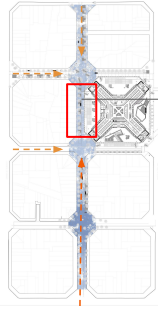
Urban Analysis

Section C: Initial Approach to the Market



Urban Analysis

Section D: Market Context



Within the Sant Antoni Market complex, the adjacent plazas show the lowest levels of use and permanence.

More singular vegetation elements appear, breaking the linear continuity of the green structure.

Key areas are not highlighted and lose hierarchy as a result of an inadequate lighting approach.

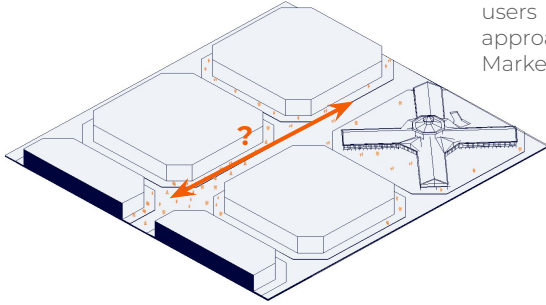
Excessive lighting in the pergola structures generates a visual barrier, making the plazas uncomfortable and discouraging user presence.



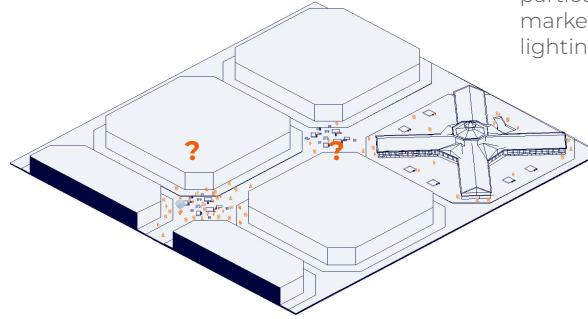
Urban Analysis

Conclusions

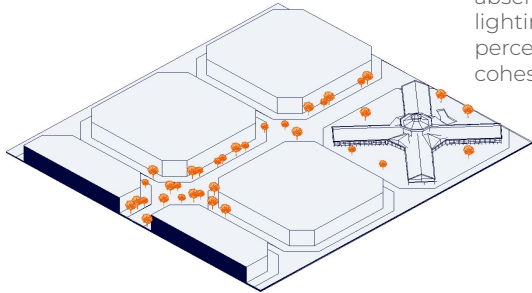
1. Absence of a coherent lighting strategy that directs users and enhances the approach to the Sant Antoni Market.



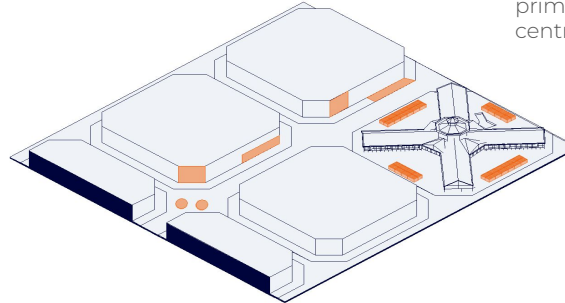
2. Uneven use of staying areas across the superblock, particularly around the market, where lack of lighting fails to attract users.



3. The superblock and market are not visually integrated; absence of a unifying lighting strategy hinders the perception of the area as a cohesive space.

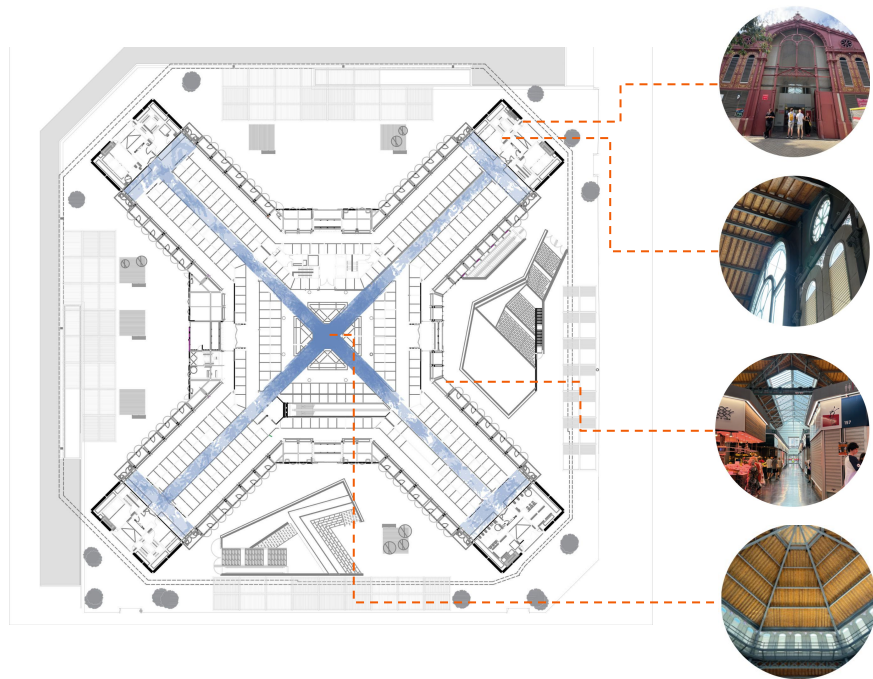


4. Inconsistent surroundings and absence of lighting hierarchy fail to emphasize primary elements like the central dome and entrances.

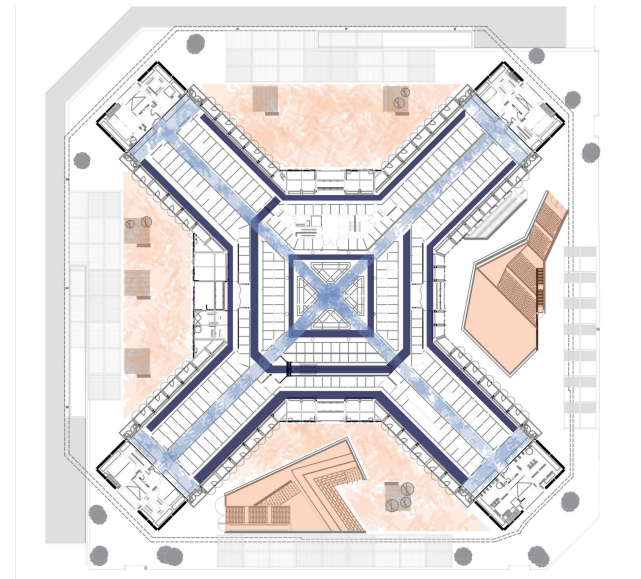


Interior analysis

Mercat Sant Antoni



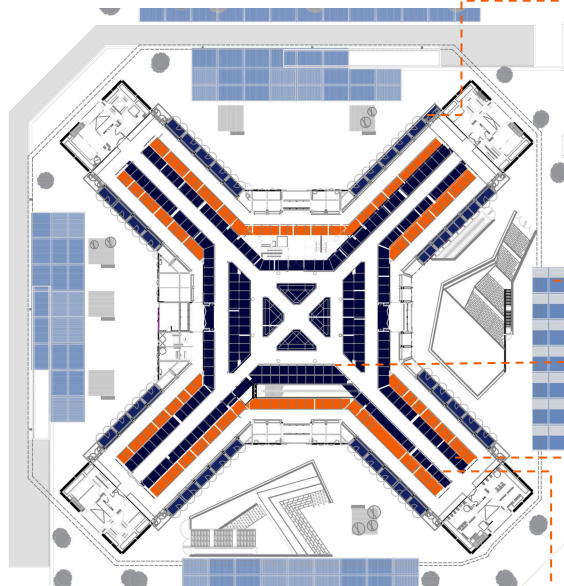
Major architectural features remain obscured because of inadequate commercial design and lack of lighting that would emphasize their presence.



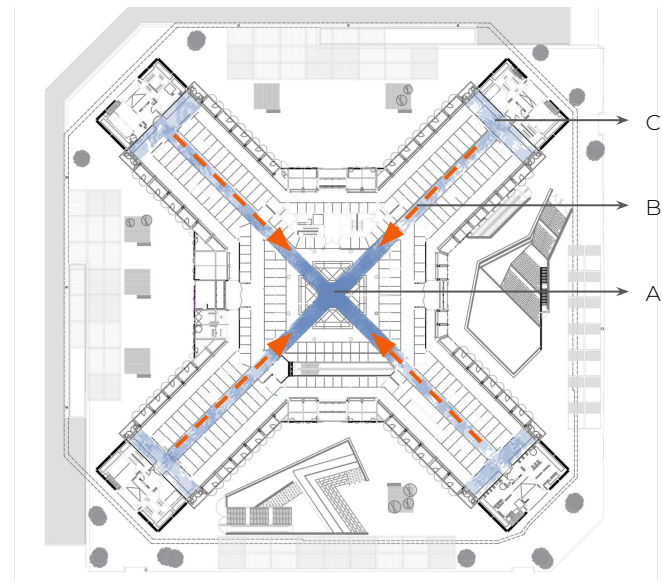
- Gathering Spaces or Areas for Occupancy
- Active Gathering Spaces
- Main Circulation Path
- Secondary Pathways

Interior analysis

Mercat Sant Antoni






- Temporal Shops
- Exterior Shops
- Secondary circulation
- Primary Circulation



Circulación como aproximación punto de convergencia del Mercat de Sant Antoni

Design Intentions

Inspirational References



GUIDE




STAY

VEGETATION

HIGHLIGHT

Design Intentions

Inspirational References



GUIDE



STAY

VEGETATION

HIGHLIGHT

Design Intentions

Inspirational References



GUIDE



STAY

VEGETATION

HIGHLIGHT

Design Intentions

Inspirational References



GUIDE

STAY

VEGETATION

HIGHLIGHT



TRAMA

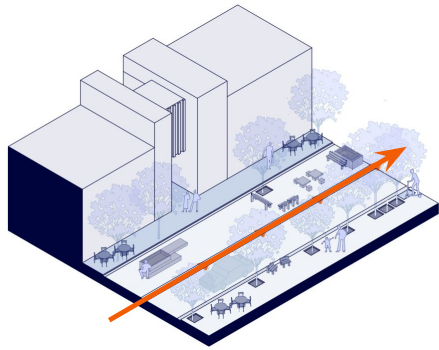
Sant Antoni Market as **the heart** of the urban context, where everything **converges**.



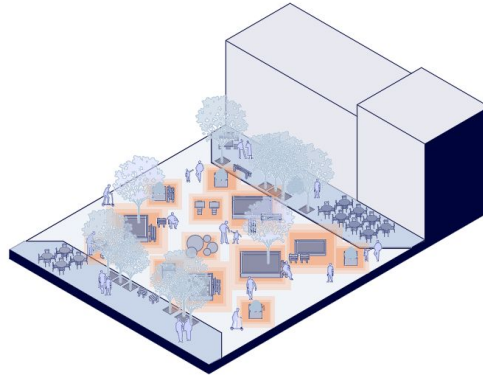
TRAMA

Light not only **unveils** space: it **stitches** it together, **structures** it, and **restores** its vital core.

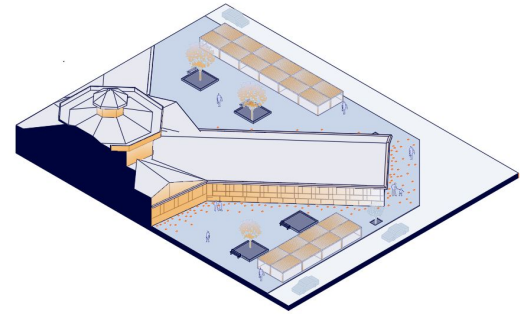
Targets through LA TRAMA



GUIDE

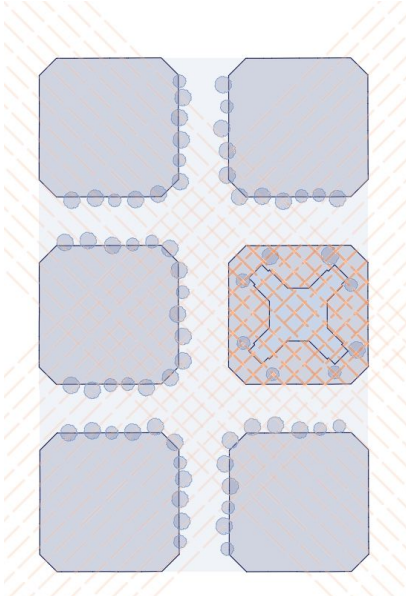


STAY

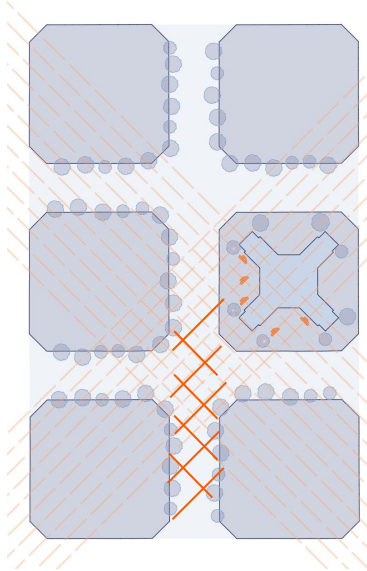


HIGHLIGHT

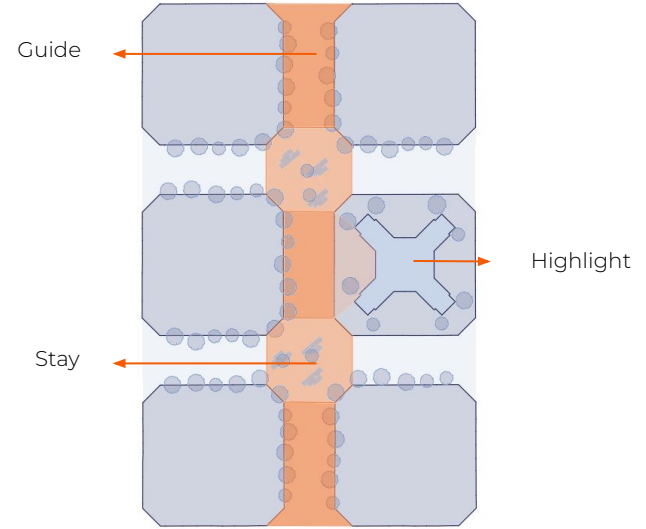
Lighting Mesh Implementation



1. Overlay the urban grid on the Sant Antoni Market block and superblock




2. Determine zones needing urban grid density levels 1, 2, and 3

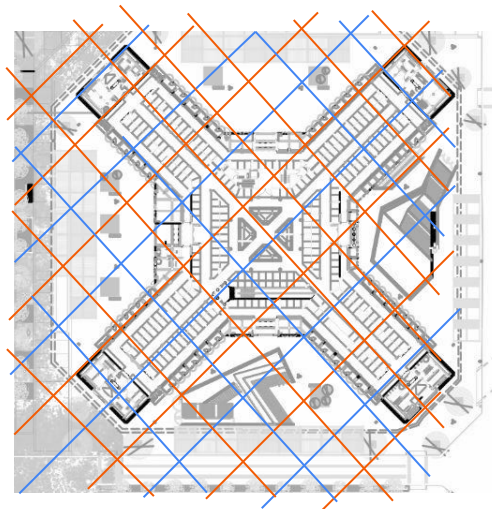


3. Identify zones where the grid should Guide, Promote Occupancy, and Highlight

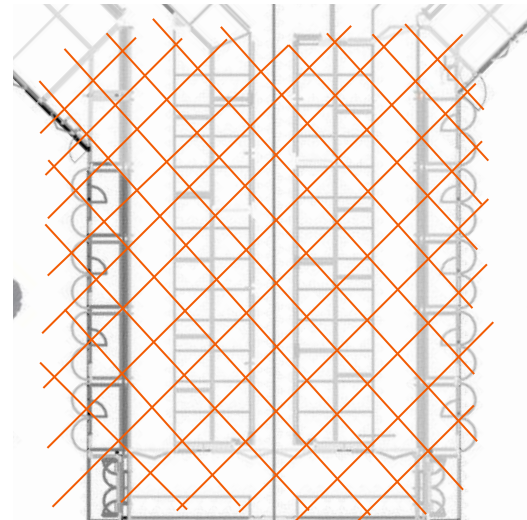
Lighting Mesh Implementation



NIVEL 1
+/- 10 mts



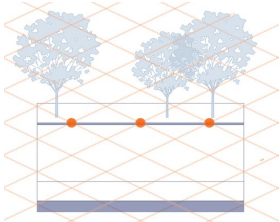
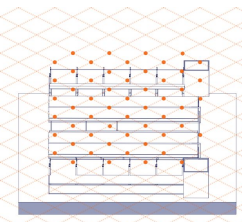
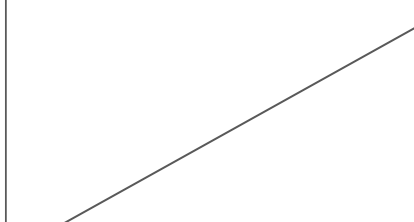
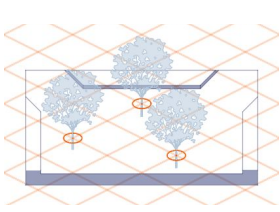
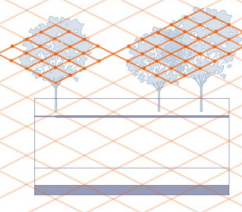
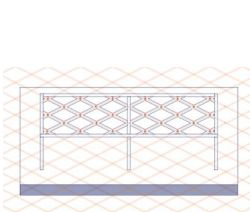
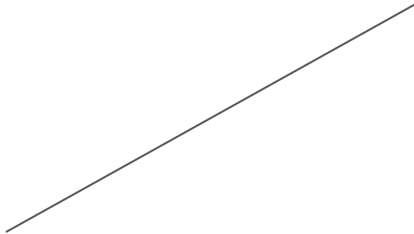
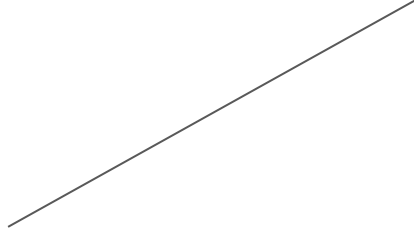
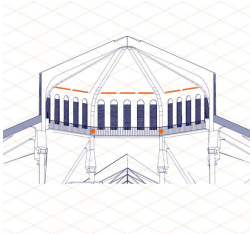
NIVEL 2
+/- 5 mts



NIVEL 3
+/- 1 mt

Lighting Mesh Implementation

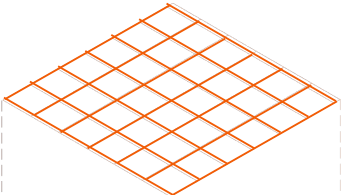
Density

		LEVEL 1	LEVEL 2	LEVEL 3
Activity	GUIDE	 <p>Suspended exterior lighting</p>	 <p>Suspended Interior Lighting</p>	
	STAY	 <p>Light Domes</p>	 <p>Interactive Edges</p>	 <p>Pergolas</p>
	HIGHLIGHT			 <p>Luminous Crown</p>

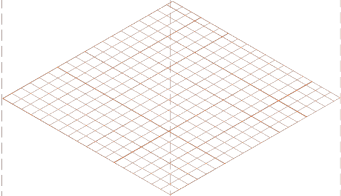
Lighting Mesh Implementation

Mesh placement in the site

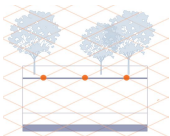
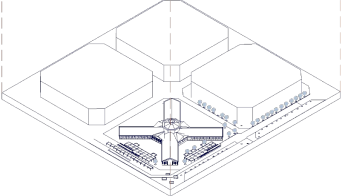
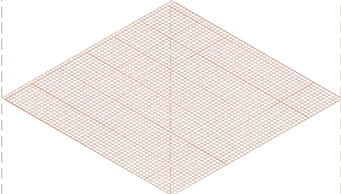
NIVEL 1
+/- 10 mts



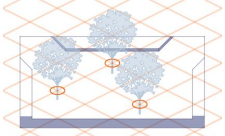
NIVEL 2
+/- 5 mts



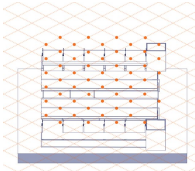
NIVEL 1
+/- 2.5 mts



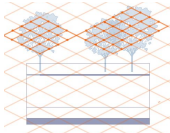
Suspended exterior lighting



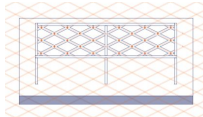
Light Domes




Suspended Interior Lighting



Interactive Edges

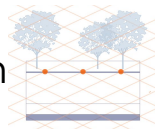


Pergolas



Luminous Crown

Lighting Mesh Implementation



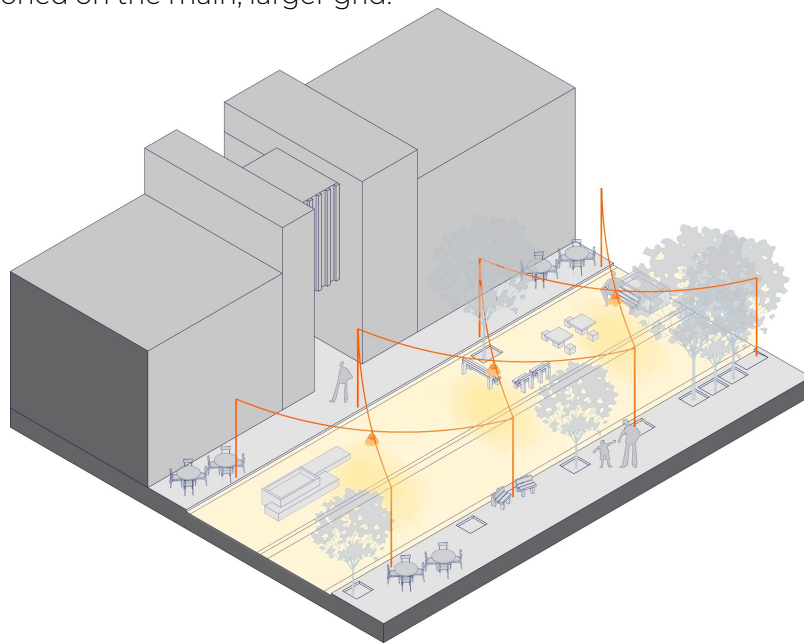
Suspended exterior lighting

Activity	Density		
	LEVEL 1	LEVEL 2	LEVEL 3
	GUIDE <div>Suspended exterior lighting</div>	Suspended Interior Lighting	
	STAY Light Domes	Interactive Edges	Pergolas
HIGHLIGHT			Luminous Crown

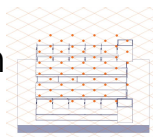


Characteristics

- Reinforces the urban identity of the space.
- Provides general and uniform illumination.
- Centralized catenary luminaires along the street.
- Positioned on the main, larger grid.



Lighting Mesh Implementation



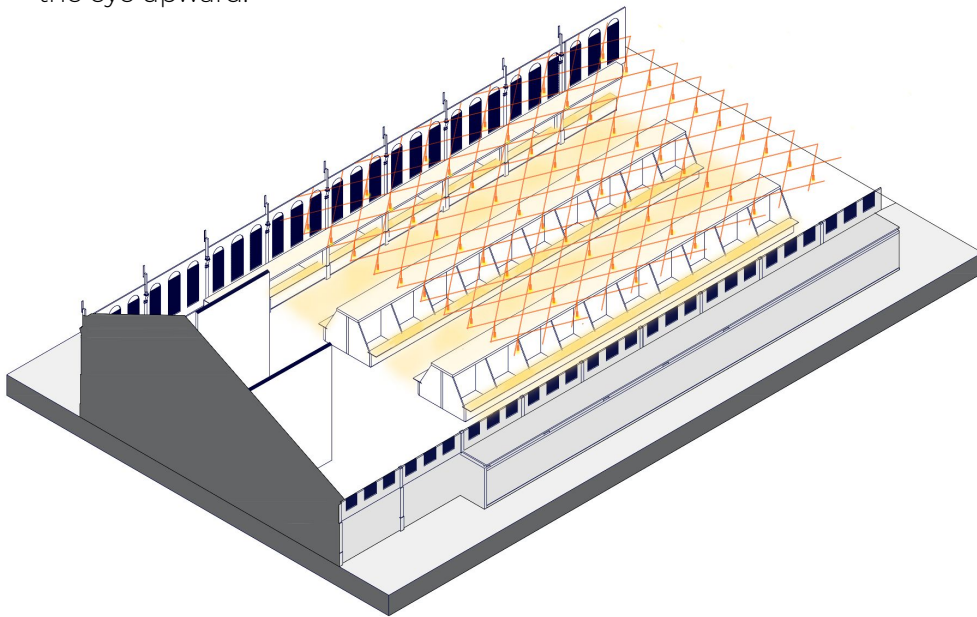
Suspended Interior lighting

Activity	Density		
	LEVEL 1	LEVEL 2	LEVEL 3
	GUIDE Suspended exterior lighting	Suspended Interior Lighting	
	STAY Light Domes	Interactive Edges	Pergolas
HIGHLIGHT			Luminous Crown

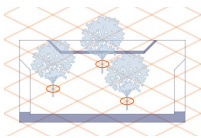


Characteristics

- Illuminate circulation paths to enhance wayfinding.
- Create a woven light mesh that visually unifies the entire market.
- Reinforce the perception of the market's structure by drawing the eye upward.



Lighting Mesh Implementation

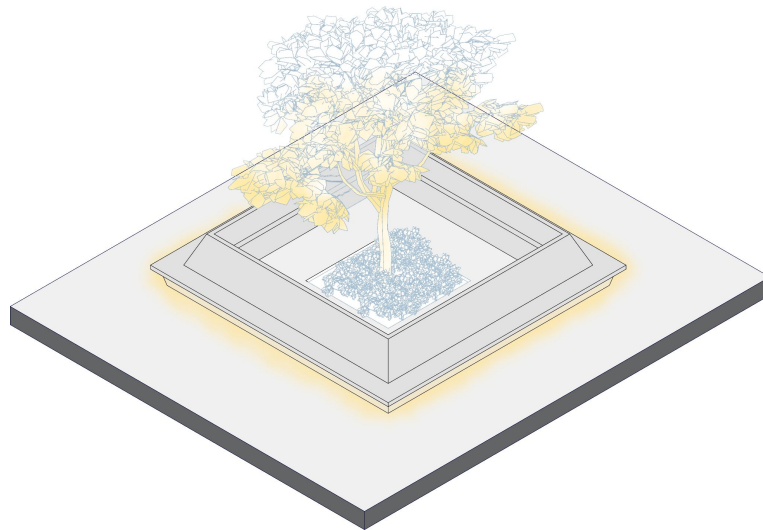


Light Dome

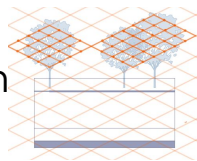
Activity	Density		
	LEVEL 1	LEVEL 2	LEVEL 3
	GUIDE Suspended exterior lighting	Suspended Interior Lighting	
	STAY Light Domes	Interactive Edges	Pergolas
HIGHLIGHT			Luminous Crown

Characteristics

- Unify solitary vegetation into the overall lighting and spatial concept of the market.
- Creates a luminous ceiling effect through natural reflection.
- Generate a domestic, shelter-like atmosphere, where vegetation acts as a house.
- Positioned through a mesh layout, maintaining visual and conceptual continuity with the overall lighting system.



Lighting Mesh Implementation

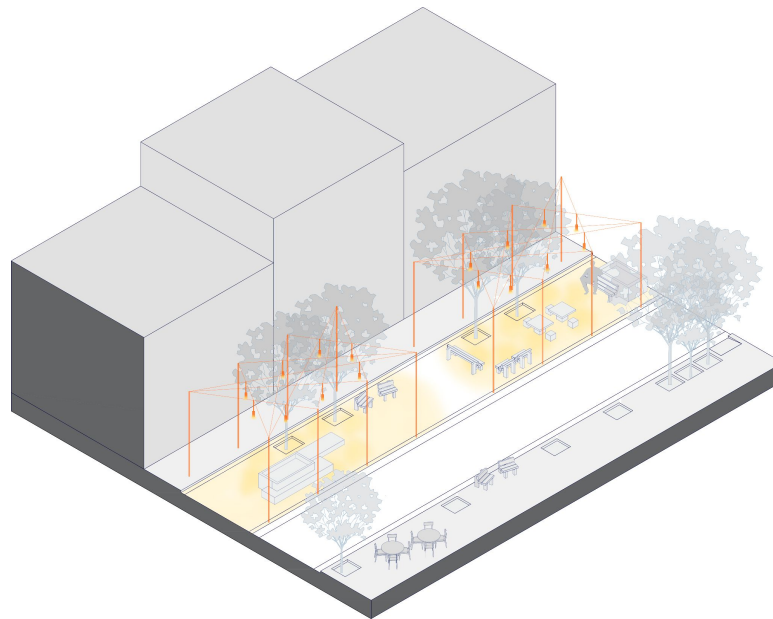


Interactive Edges

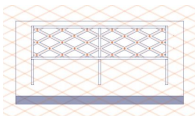
Activity	Density		
	LEVEL 1	LEVEL 2	LEVEL 3
	GUIDE Suspended exterior lighting	Suspended Interior Lighting	
	STAY Light Domes	Interactive Edges	Pergolas
HIGHLIGHT			Luminous Crown

Characteristics

- Create a human-scaled, warm light that invites permanence
- Maintain the continuity of the mesh system
- Transform edges into welcoming zones



Lighting Mesh Implementation

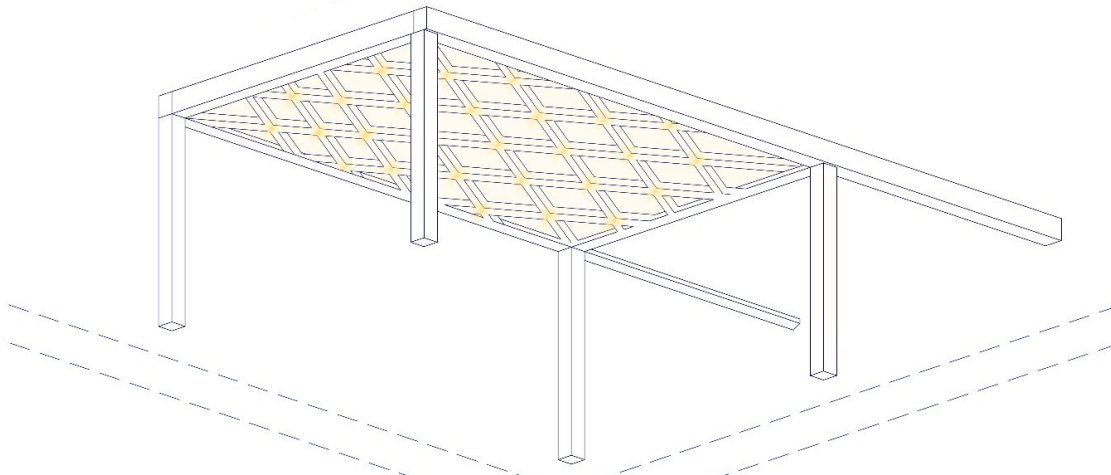


Pergolas

Activity	Density		
	LEVEL 1	LEVEL 2	LEVEL 3
	GUIDE Suspended exterior lighting	Suspended Interior Lighting	
	STAY Light Domes	Interactive Edges	Pergolas
HIGHLIGHT			Luminous Crown

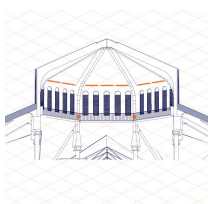
Characteristics

- Implement predefined lighting scenes adaptable to different market activities.
- At night, create a starry-sky effect, visually extending the mesh across the urban space
- Pergolas act as flexible light structures, supporting both commercial vibrancy and urban calm



Lighting Mesh Implementation

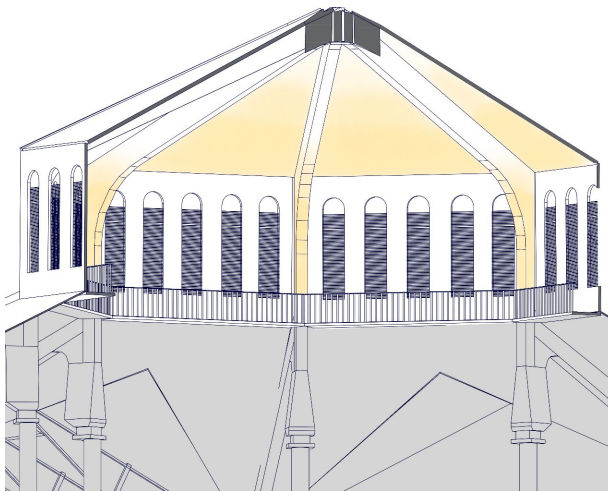

Luminous Crown




Characteristics

- Establish a hierarchical focal point that highlights the architectural center of the market.
- Create a contemplative atmosphere
- The crown acts as a symbolic centerpiece, dignifying the architecture of Sant Antoni


Activity	Density		
	LEVEL 1	LEVEL 2	LEVEL 3
	GUIDE	Suspended exterior lighting Suspended Interior Lighting	
	STAY	Light Domes Interactive Edges	Pergolas
HIGHLIGHT			Luminous Crown






Master plan - Mercat Sant Antoni

Planta Luminica - Base




Master plan - Mercat Sant Antoni

Planta Luminica - Malla 10 mts



Master plan - Mercat Sant Antoni

Planta Luminica - Malla 5 mts

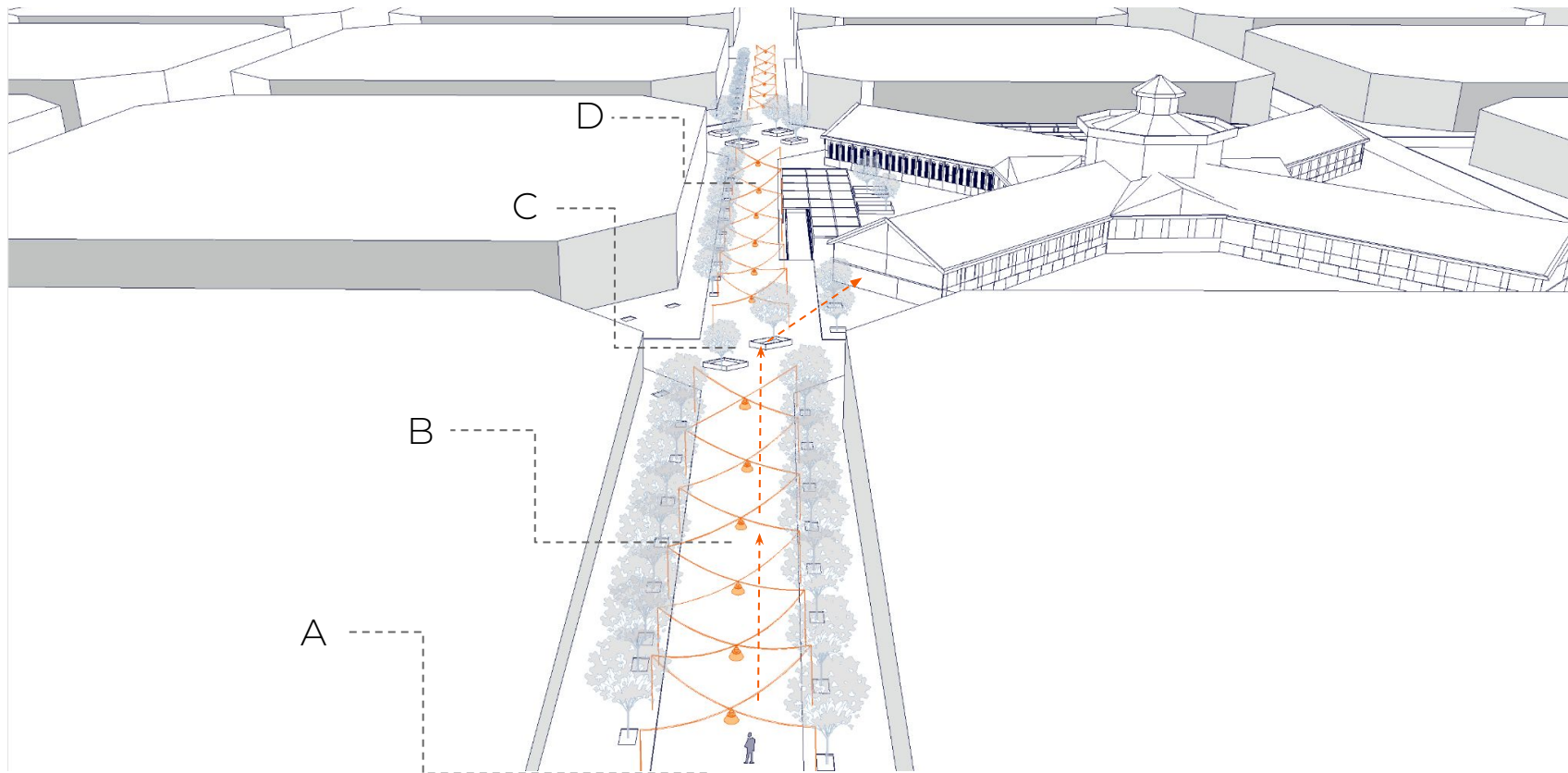


Master plan - Mercat Sant Antoni

Planta Luminica -Malla 1 mt

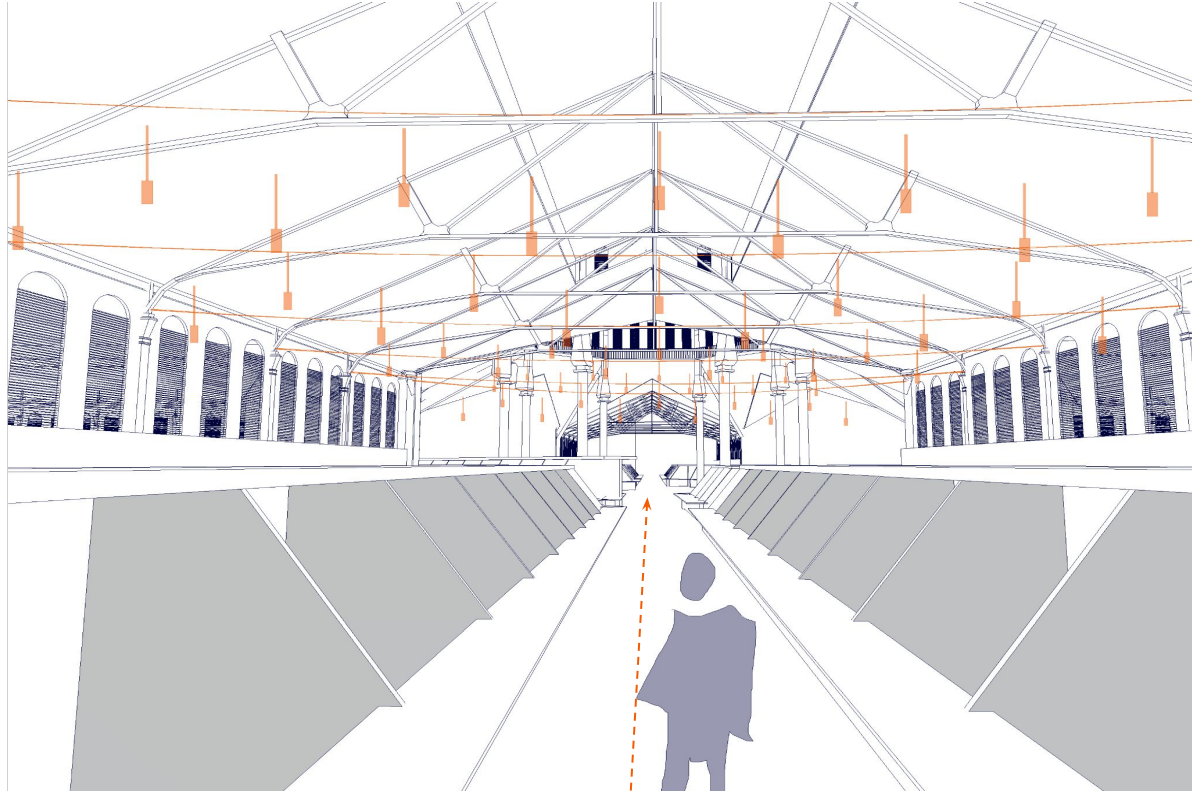
Intervention through the Pedestrian's Experience

At the urban scale



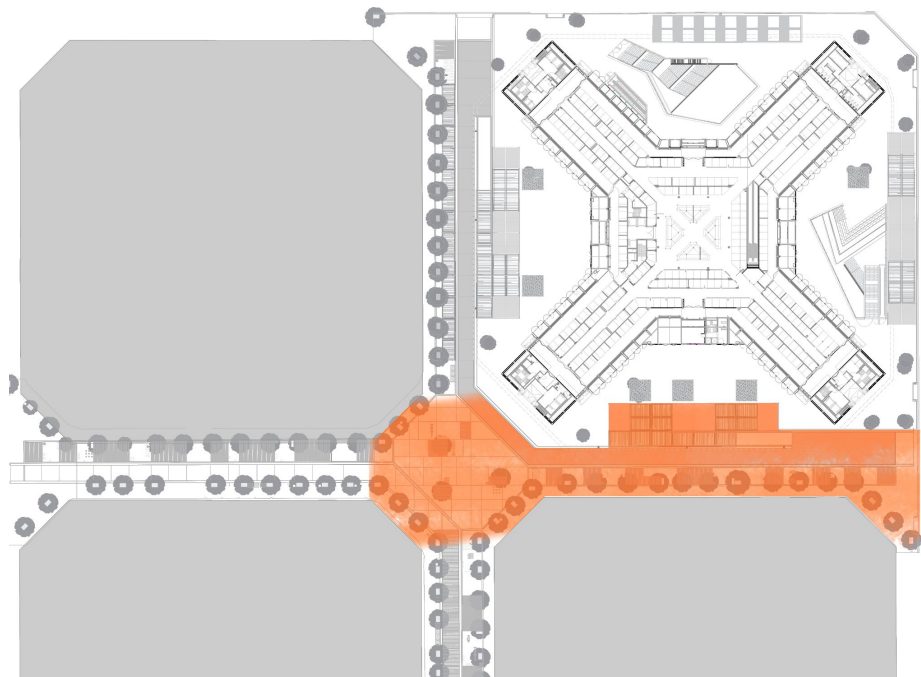
Intervention through the Pedestrian's Experience

At the Architectural scale



Urban Scale Intervention

Superilla y plaza Mercat de Sant Antoni



- Enhance the legibility and continuity of pedestrian routes.

- Strengthen the relationship between public spaces and their surroundings.

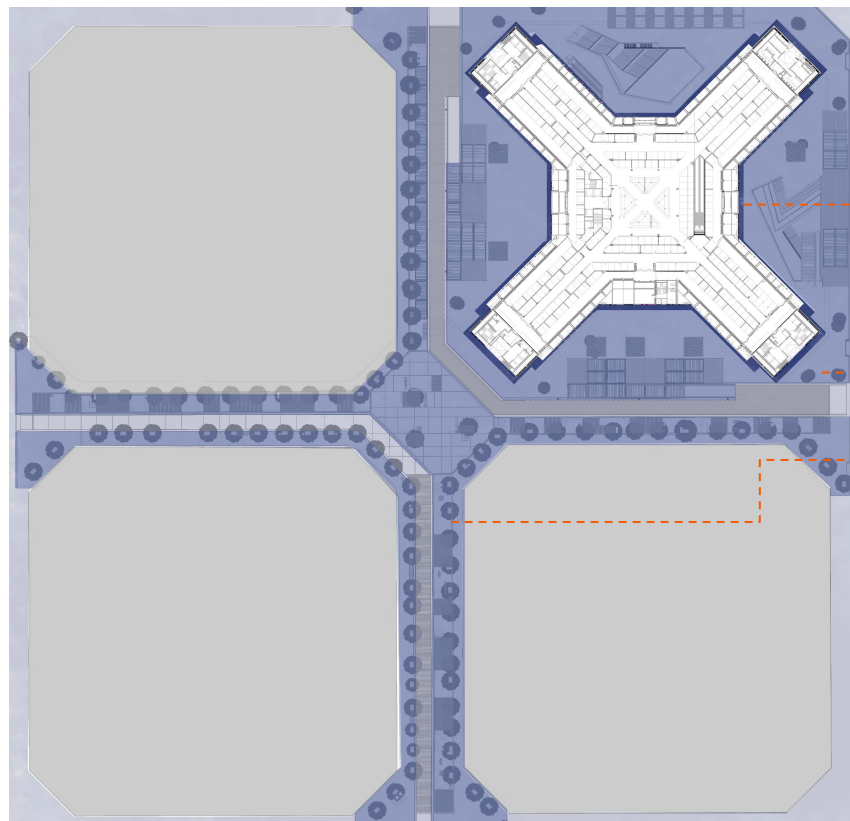
- Improve comfort, safety, and orientation in the urban environment.

- Contribute to the identity and attractiveness of the cityscape.



Urban Scale Intervention

Target Levels



Iluminacion ornamental
fachadas

Baja: 40lx
Media: 60lx
Elevada: 120lx

Calles:
Em: 22.5 lx
Uo: 0.40

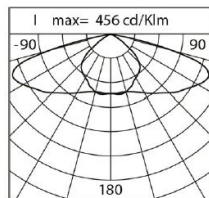
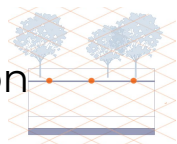
Acera:
Em: 25 lx
Uo: 0.40

*Zona:
E3

*Flujo hemisferio superior < 10%
hasta 23h

Urban Scale Intervention

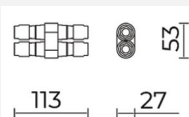
Carrer del comte Borrell.



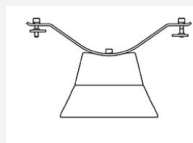
L-1

22W 3760lm
3000K CRI 80
Òptica:
Control: Dali
W: 290 mm H: 525mm D: 190 mm

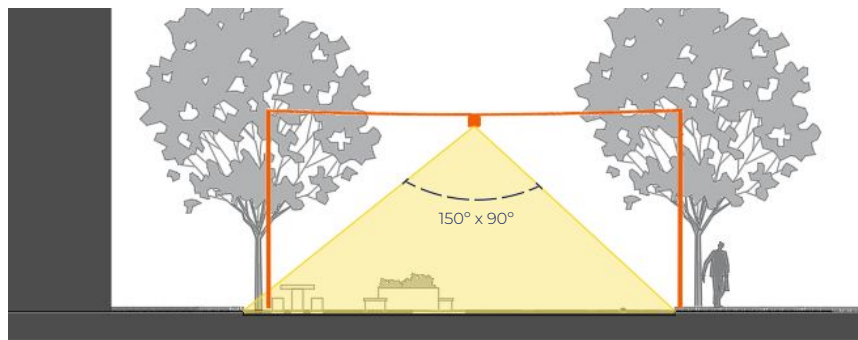
Accessories



Connettore 4 vie

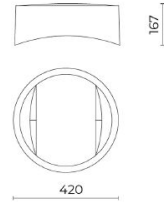
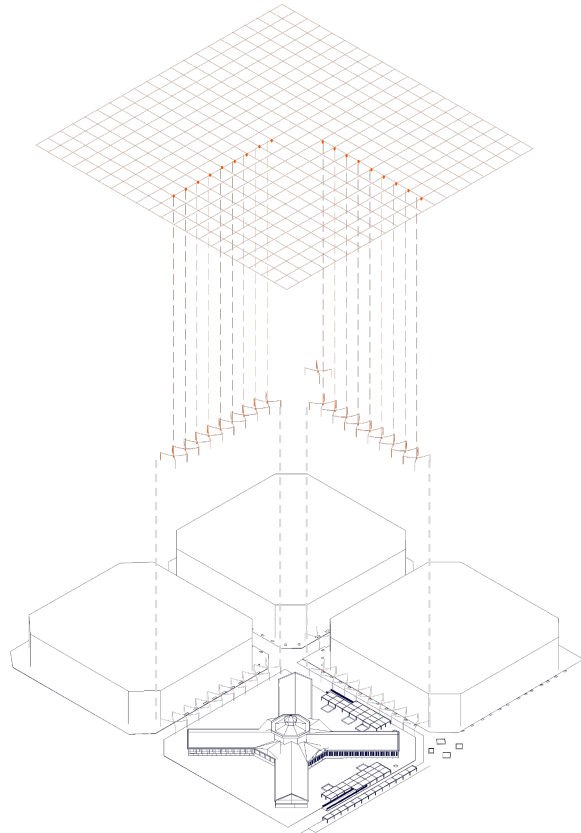
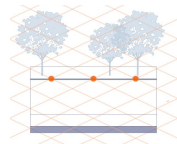


Kit sospensione su
fune tesata



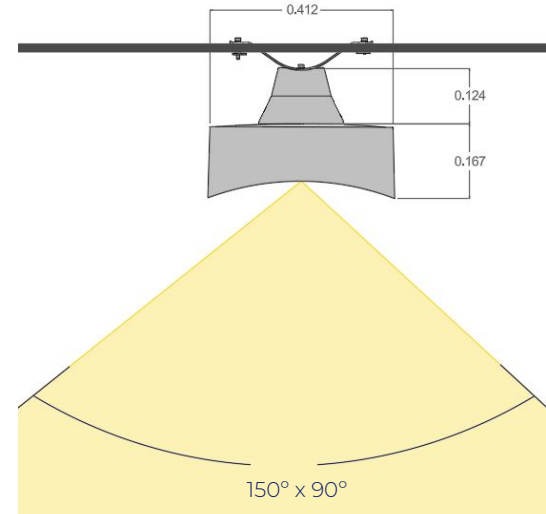
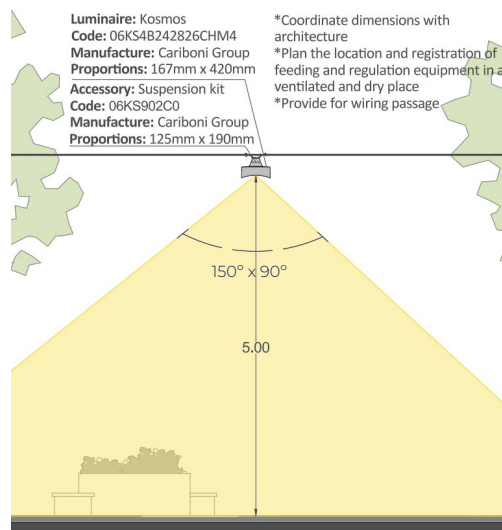
Urban Scale Intervention

Carrer del comte Borrell.



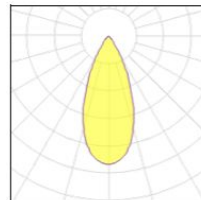
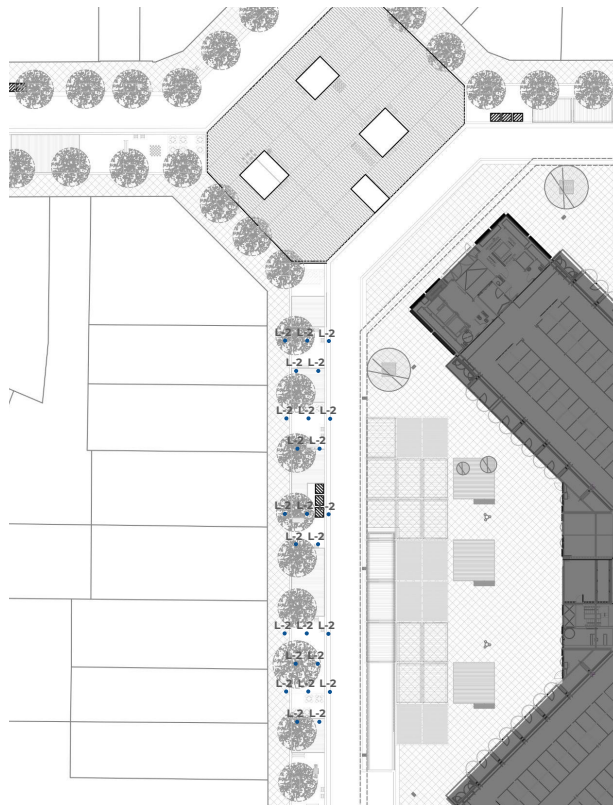
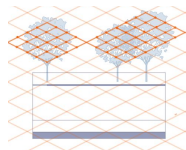
L-1

22W 3760lm
3000K CRI 80
Óptica:
Control: Dali
W: 290 mm H: 525mm D: 190 mm



Urban Scale Intervention

Superilla y plaza Mercat de Sant Antoni



L-2

9.54W 380lm

2700K CRI 92

Óptica: 43

Control: Dali

W: 60 mm H: 120mm D: 60 mm

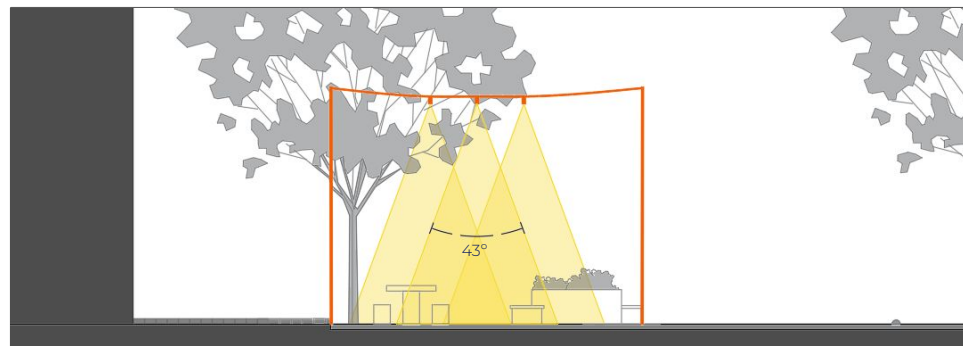
Accessories



Anchoring Flange

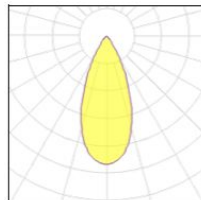
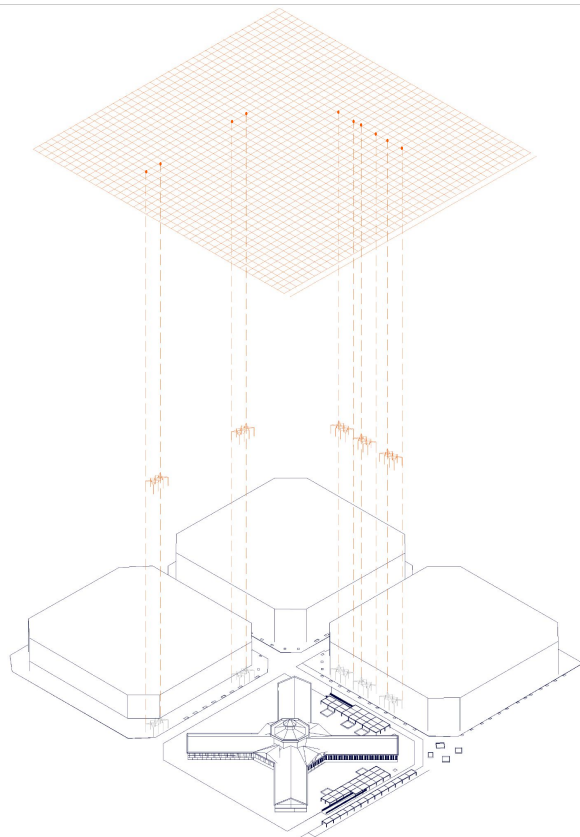
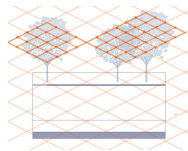


Support Pole



Urban Scale Intervention

Superilla y plaza Mercat de Sant Antoni



L-2

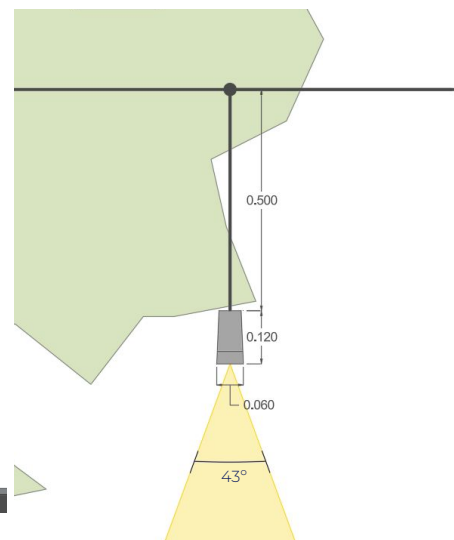
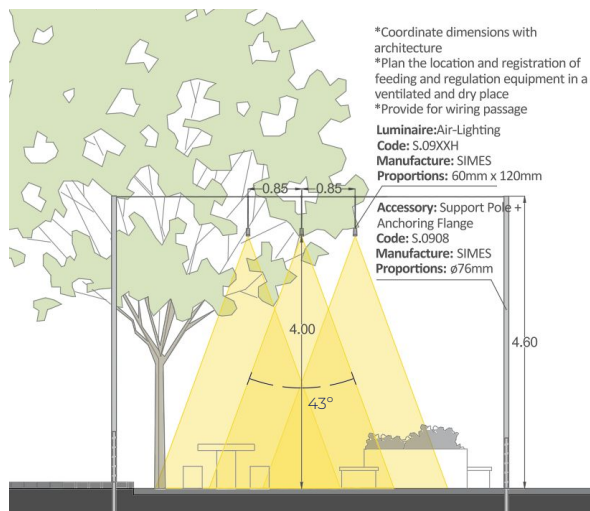
9.54W 380lm

2700K CRI 92

Óptica: 43

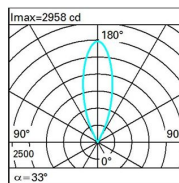
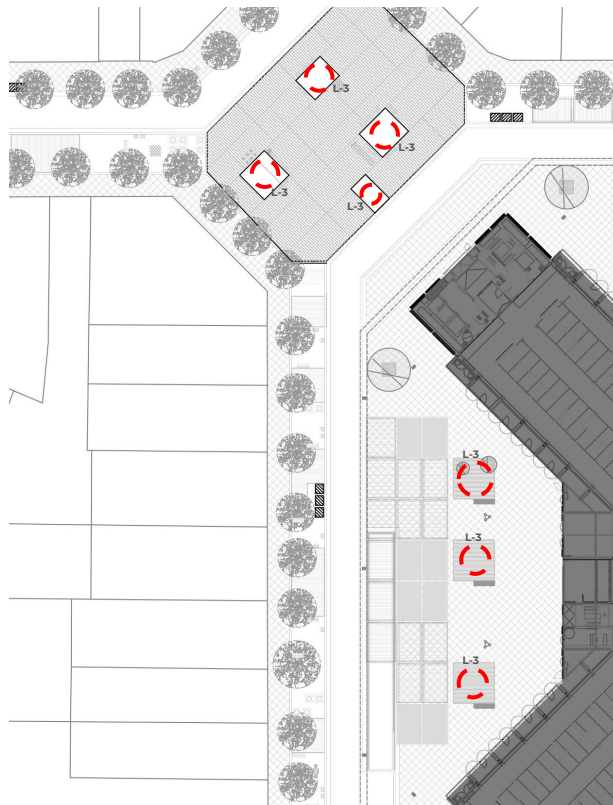
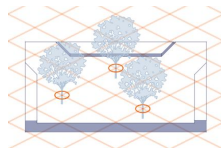
Control: Dali

W: 60 mm H: 120mm D: 60 mm



Urban Scale Intervention

Superilla y plaza Mercat de Sant Antoni



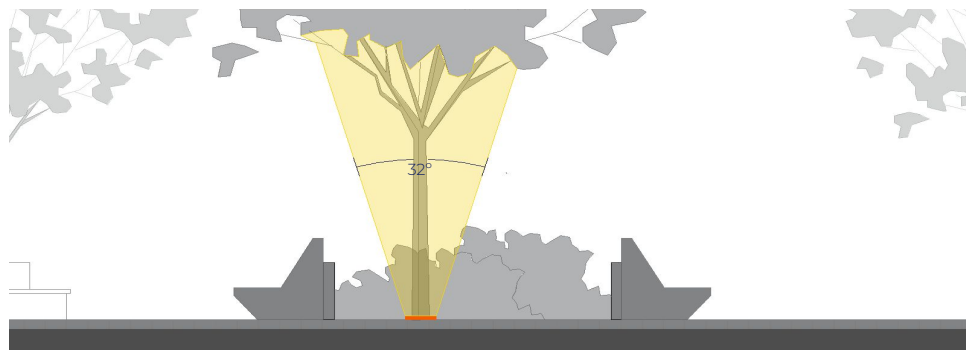
L-3

9.2W 1280lm
2700K CRI 92
Óptica: 32
Control: Dali
W: 60 mm H: 120mm D: 60 mm

Accessories

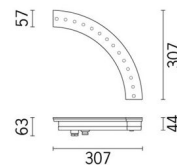
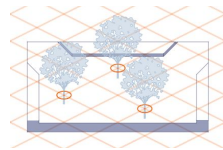


Plastic casting



Urban Scale Intervention

Superilla y plaza Mercat de Sant Antoni



L-3

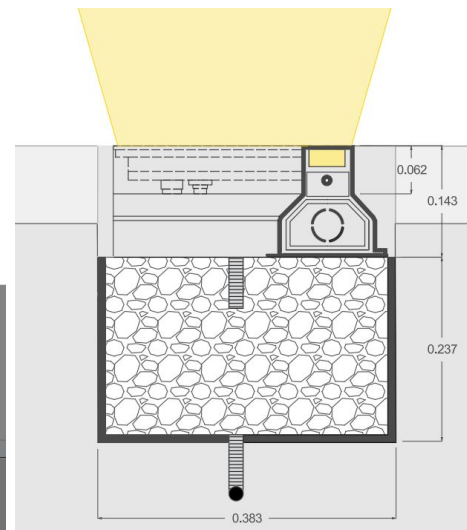
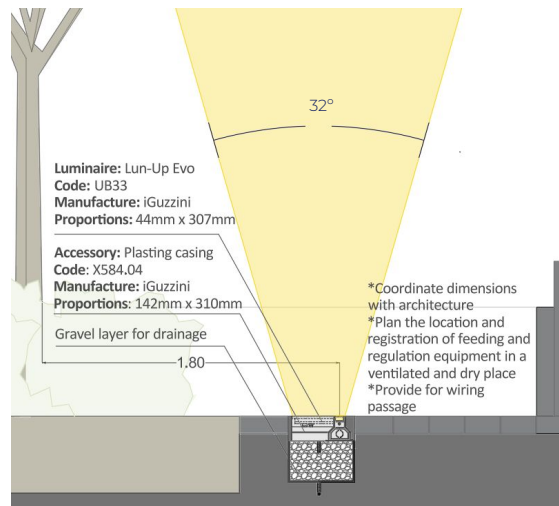
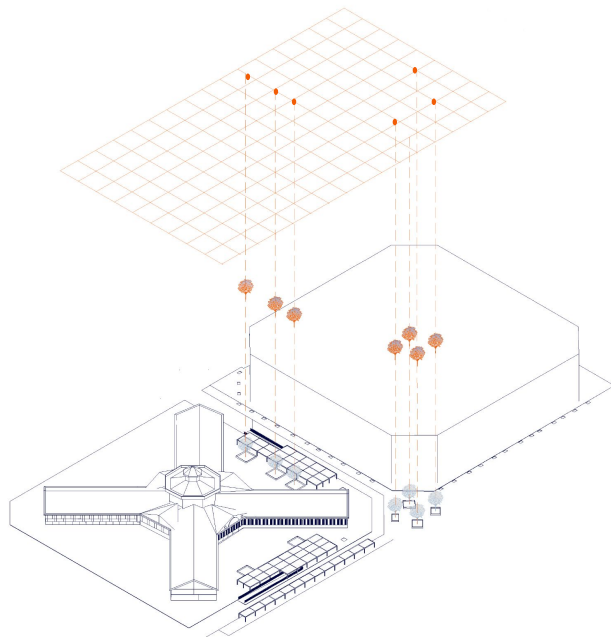
9.2W 1280lm

2600K CRI 92

Óptica: 32

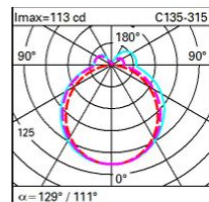
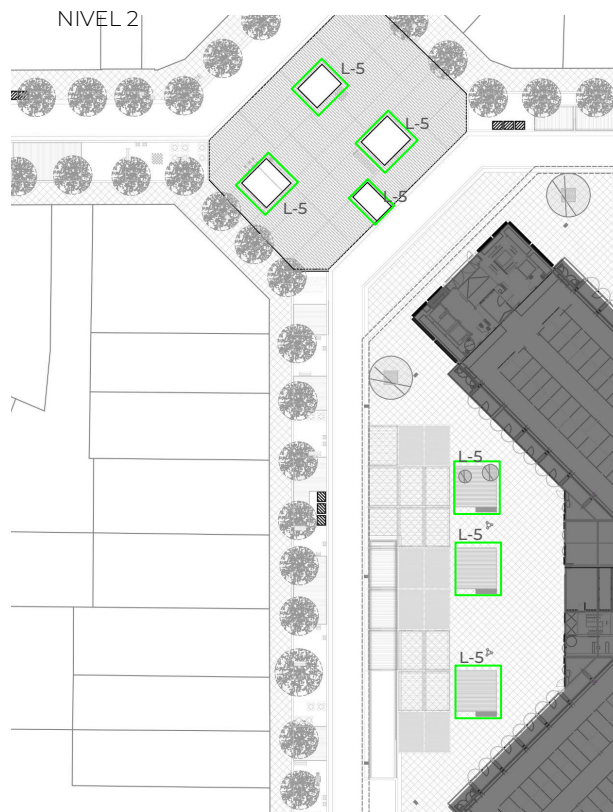
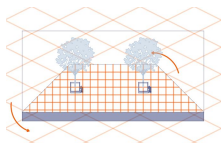
Control: Dali

W: 60 mm H: 120mm D: 60 mm



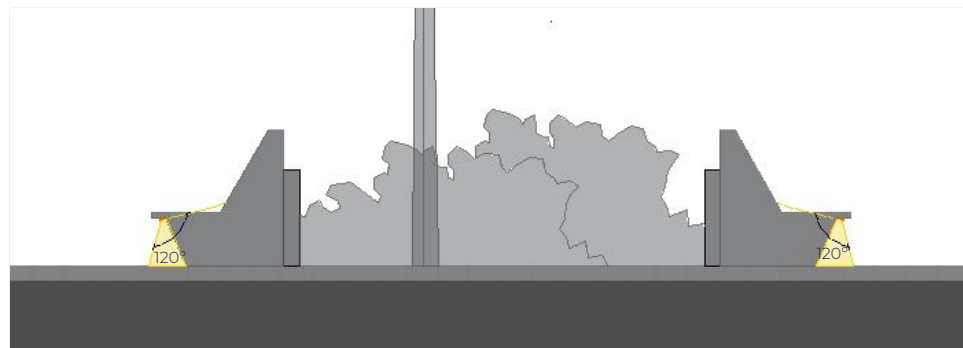
Urban Scale Intervention

Superilla y plaza Mercat de Sant Antoni



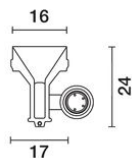
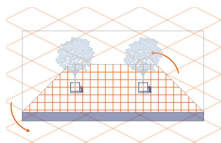
L-5

6.7W 438lm
2700K CRI 80
Óptica: 120
Control: Dali
W: 17 mm H: 24mm D: 100 mm



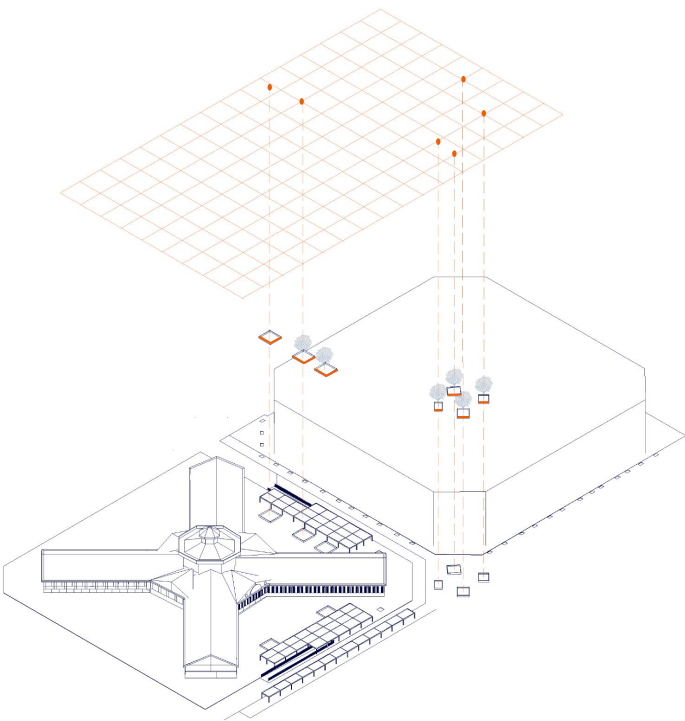
Urban Scale Intervention

Superilla y plaza Mercat de Sant Antoni



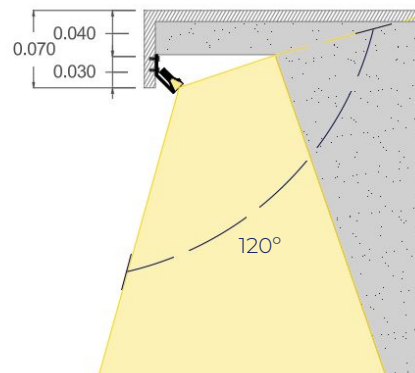
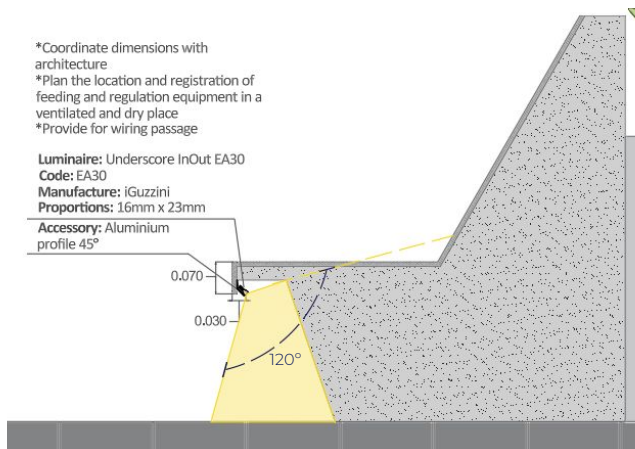
L-5

6.7W 438lm
2700K CRI 80
Óptica: 120
Control: Dali
W: 17 mm H: 24mm D: 100 mm



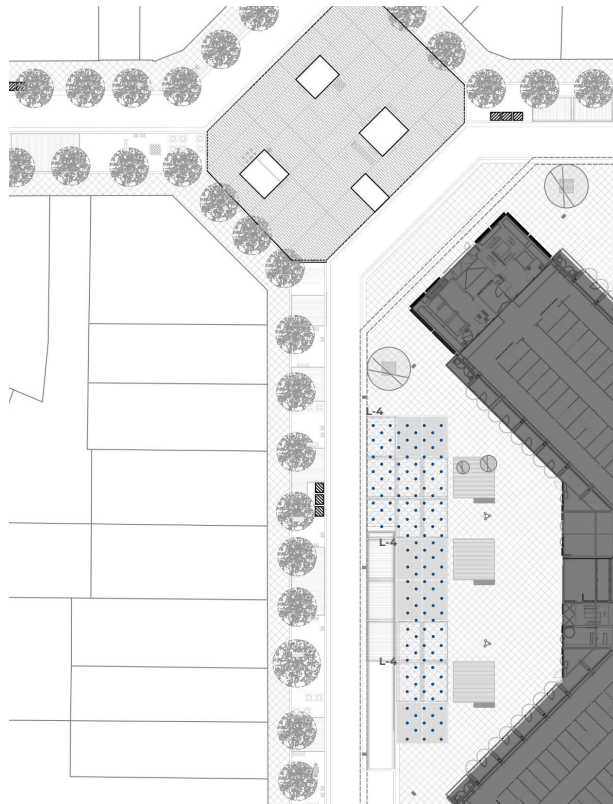
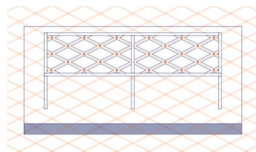
*Coordinate dimensions with architecture
*Plan the location and registration of feeding and regulation equipment in a ventilated and dry place
*Provide for wiring passage

Luminaire: Underscore InOut EA30
Code: EA30
Manufacture: iGuzzini
Proportions: 16mm x 23mm
Accessory: Aluminium profile 45°

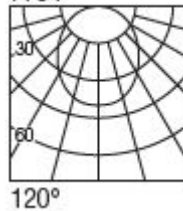


Urban Scale Intervention

Superilla y plaza Mercat de Sant Antoni



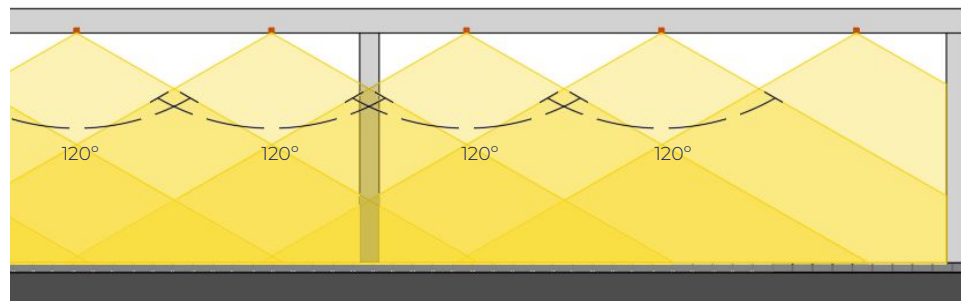
F734



L-4

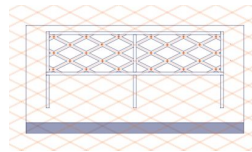
1W 101lm
2700K CRI 85
Óptica: 120
Control: Dali
W: 30 mm H: 30mm D: 60 mm

Accessories



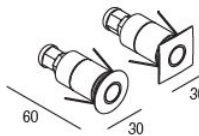
Urban Scale Intervention

Superilla y plaza Mercat de Sant Antoni




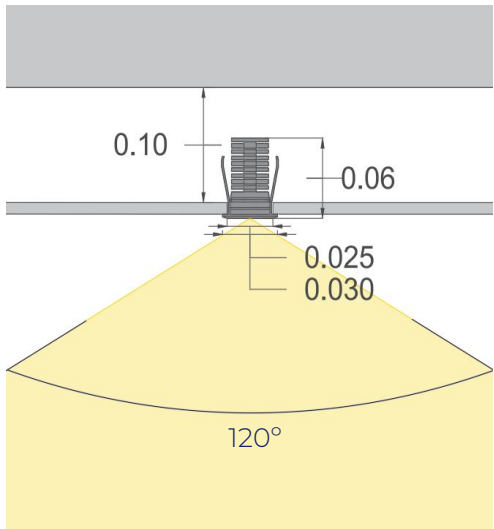
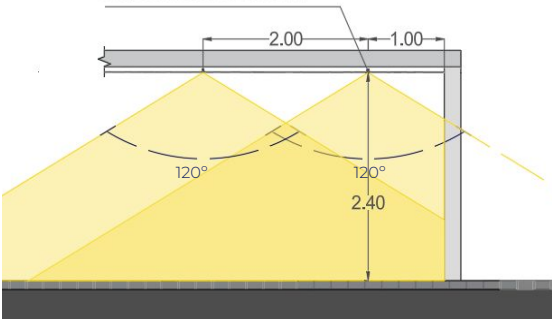
L-4

1W 101lm
2700K CRI 85
Óptica: 120
Control: Dali
W: 30 mm H: 30mm D: 60 mm



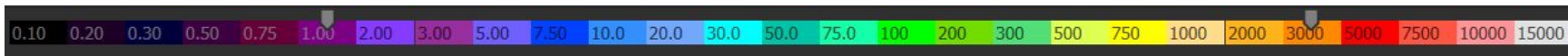

- *Coordinate dimensions with architecture
- *Plan the location and registration of feeding and regulation equipment in a ventilated and dry place
- *Provide for wiring passage

Luminaire: PUCK
Code: PK290B
Manufacture: FLEXALIGHTING
Proportions: 30mm x 60mm



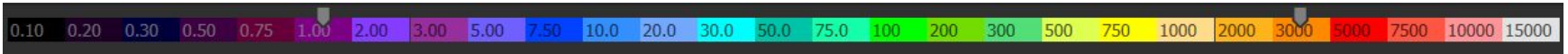


Urban Scale Intervention

Lighting Calculations Results



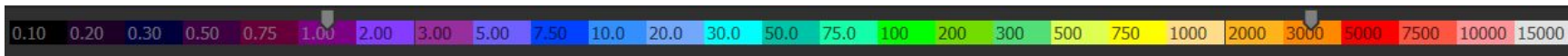


Urban Scale Intervention

Lighting Calculations Results



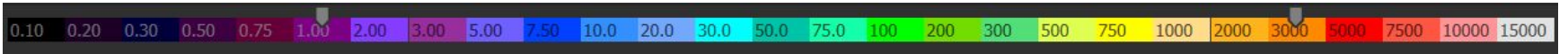


Urban Scale Intervention

Lighting Calculations Results



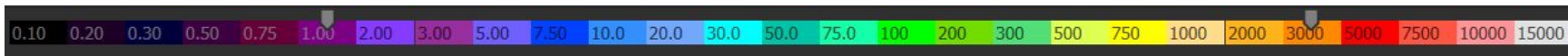

Urban Scale Intervention

Lighting Calculations Results








Urban Scale Intervention

Lighting Calculations Results



Urban Scale Intervention

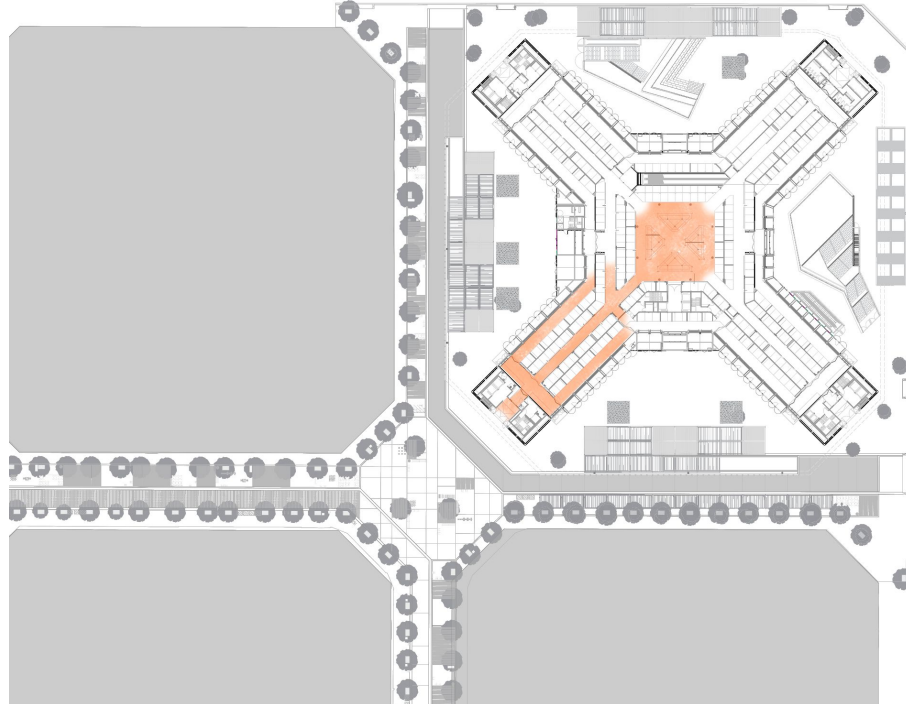
Lighting systems list

	Name	W	Beam Angle	K	CRI	Location	Driver	Brand
	L1 Street	22W	150 90 °		3000k	70	Driver integrated DALI-2	Cariboni Group Kosmos
	L2	19W	43°	2700k	92	Terraces	Driver DALI-2	Simes Air Lighting
	L3	9.2W	32°	2700k	92	Trees	Driver DALI-2	iGuzzini UB 33
	L4	1W	120°	2700k	85	Pergolas	AL8035 (4..16) IP67 DALI 2	Flexa Lighting Puck
	L-5	6.7W	120°	2700k	90	Urban Furniture	Driver MWP3 DALI-2 12/24/48V 120/240W	iGuzzini UnderscorE EA08



Architectural Scale Intervention

Interior Mercat de Sant Antoni



- Highlight and emphasize the architectural features of the space.

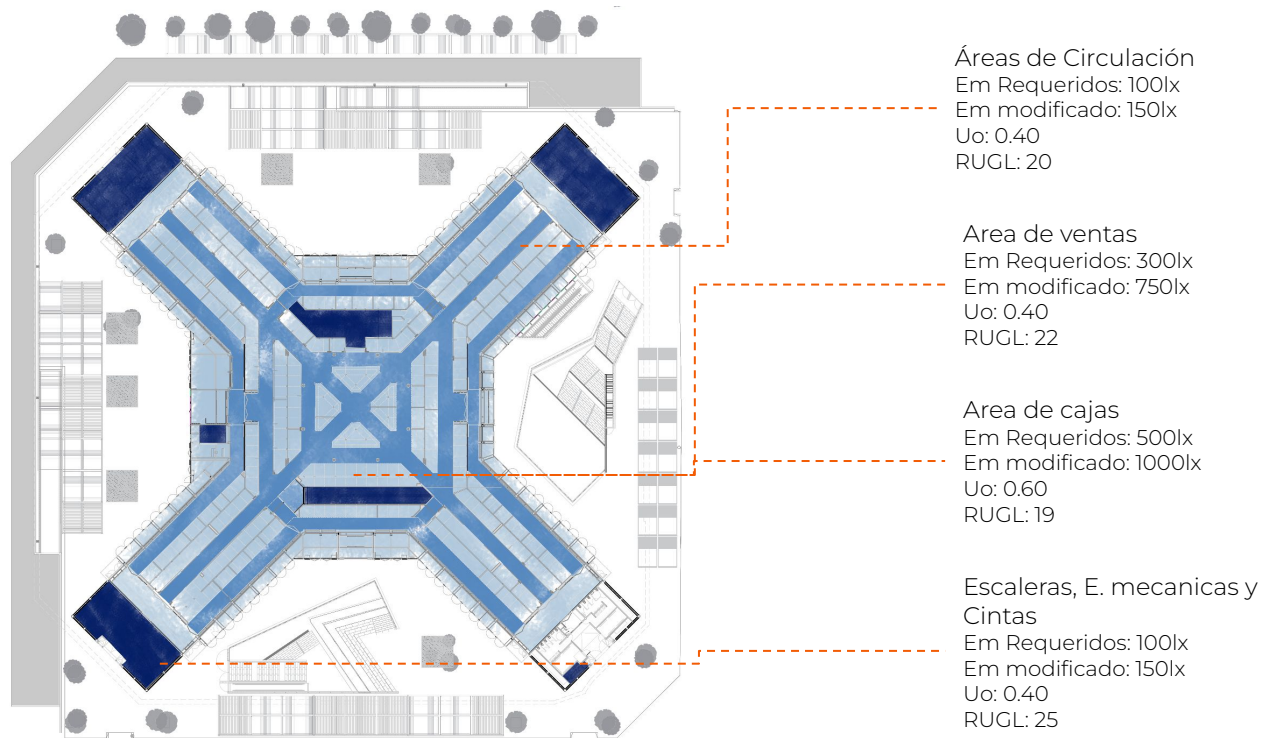
- Achieve the required illuminance levels according to standards.

- Encourage appropriate circulation flows to optimize user experience and increase sales.



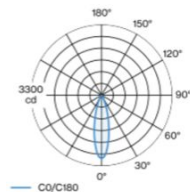
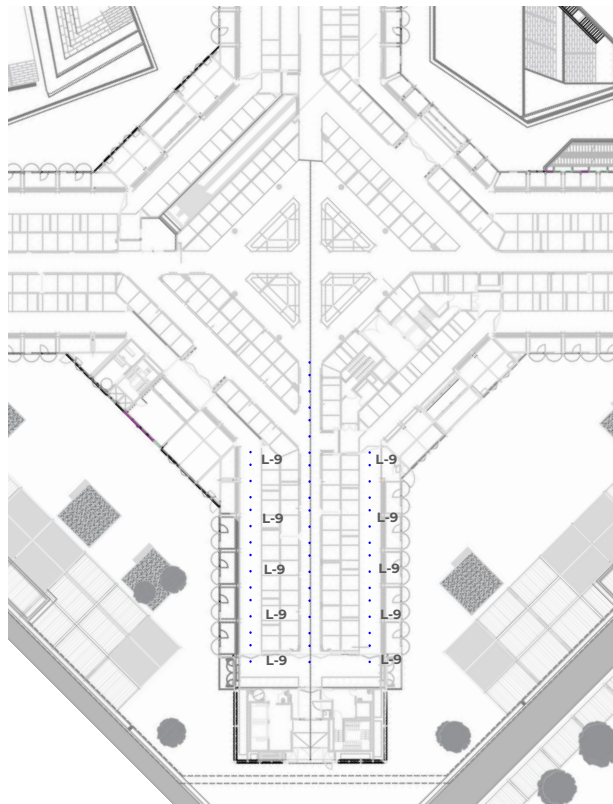
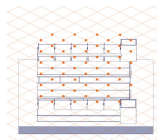
Architectural Scale Intervention

Target Levels



Architectural Scale Intervention

Interior Mercat de Sant Antoni



L-9

10.2W 888lm
2700K CRI 90
Óptica: 27°
Control: Dali
W: 72 mm H: 72mm D: 75mm

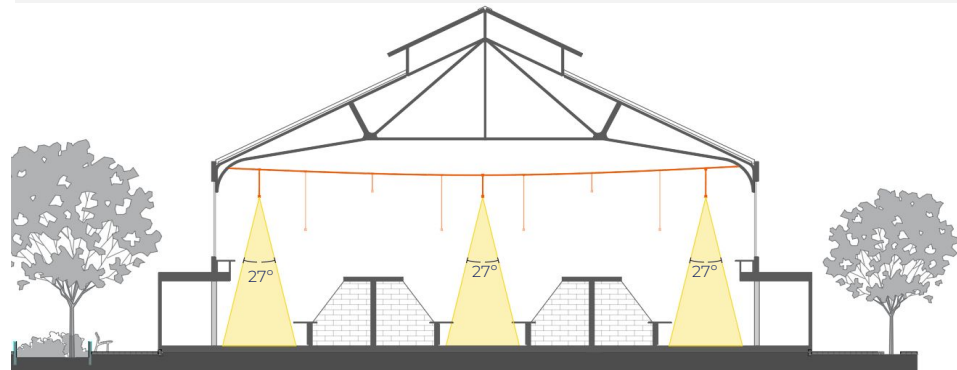
Accessories



Honey comb

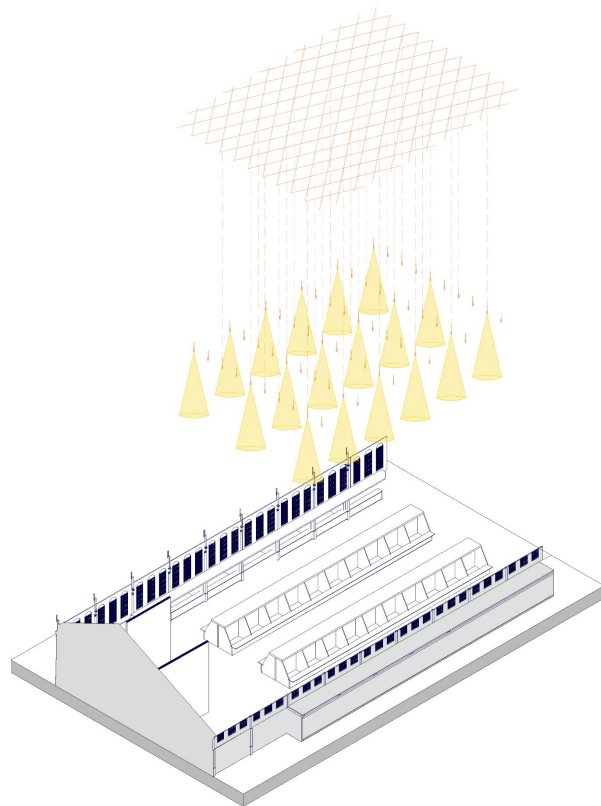
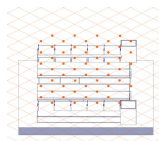


Opti-Sculpt filter



Architectural Scale Intervention

Interior Mercat de Sant Antoni



L-9

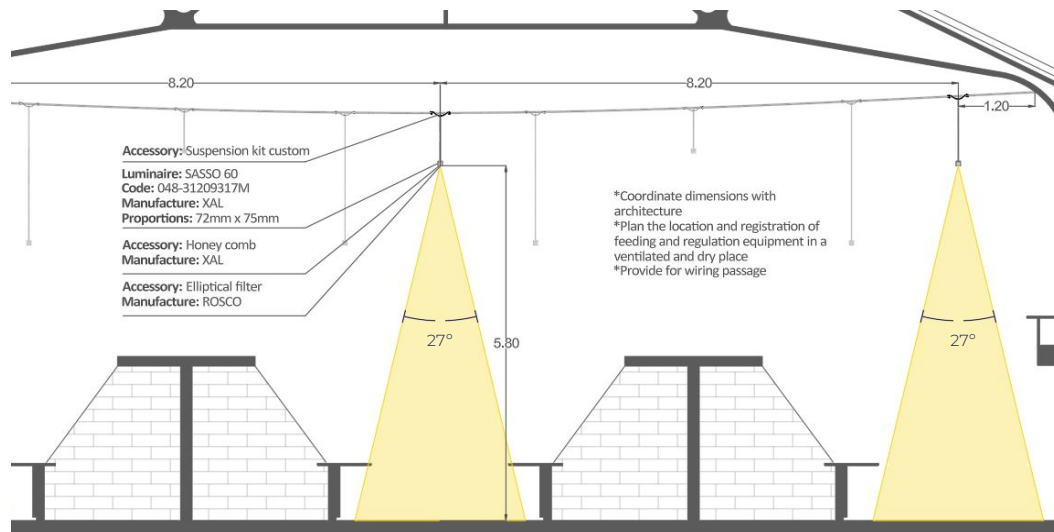
10.2W 888lm

2700K CRI 90

Óptica: 27°

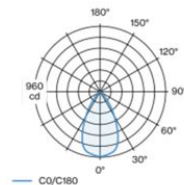
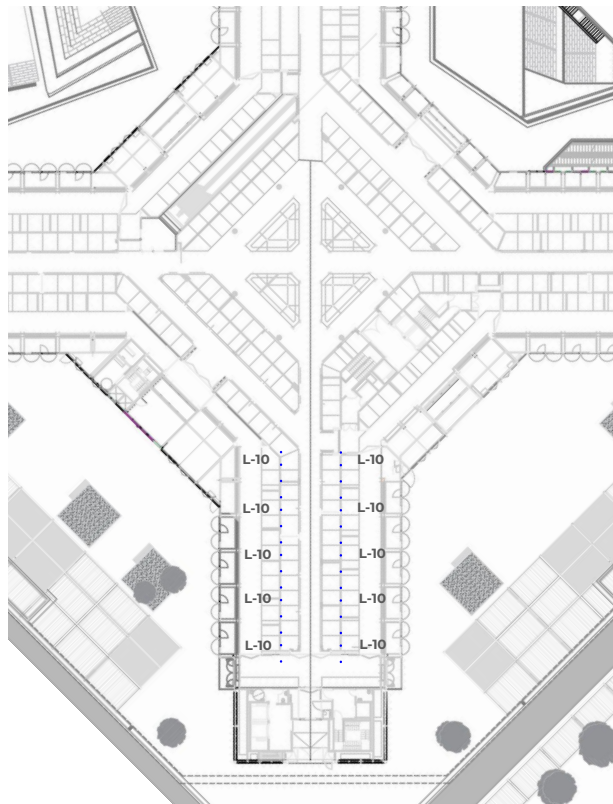
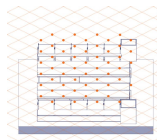
Control: Dali

W: 72 mm H: 72mm D: 75mm



Architectural Scale Intervention

Interior Mercat de Sant Antoni




L-10

10.2W 888lm
2700K CRI 90
Óptica: 57°
Control: Dali
W: 72 mm H: 72mm D: 75mm

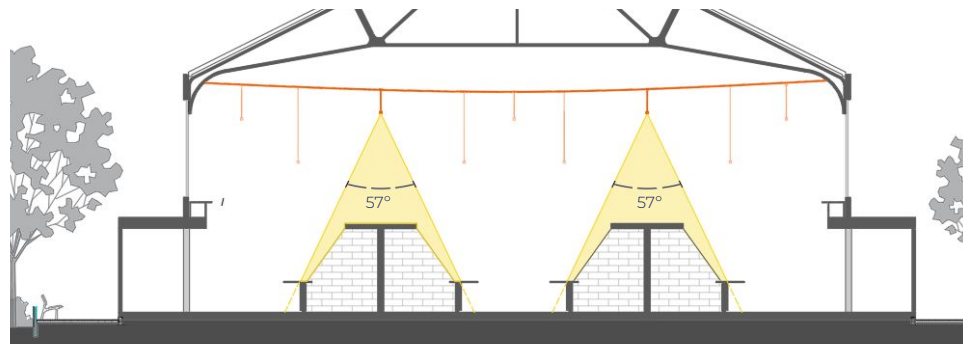
Accessories



Honey comb

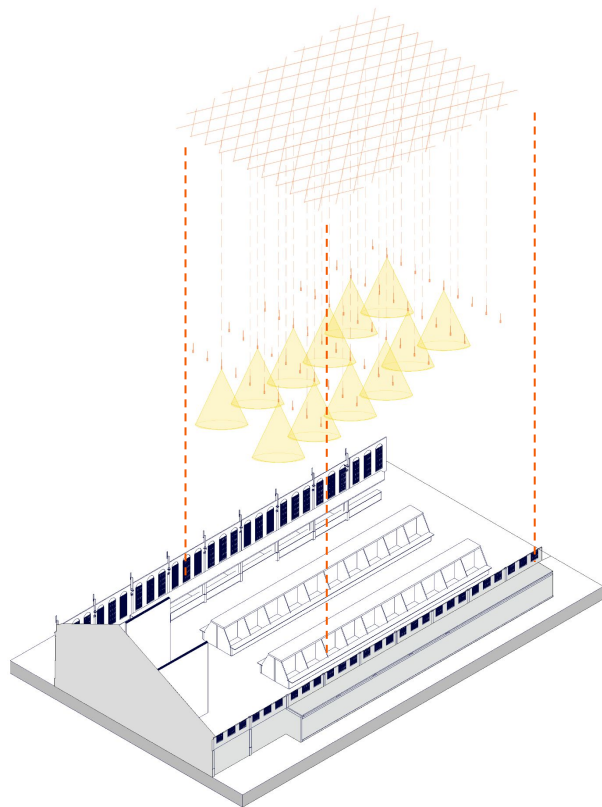
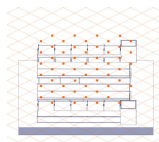


Opti-Sculpt filter



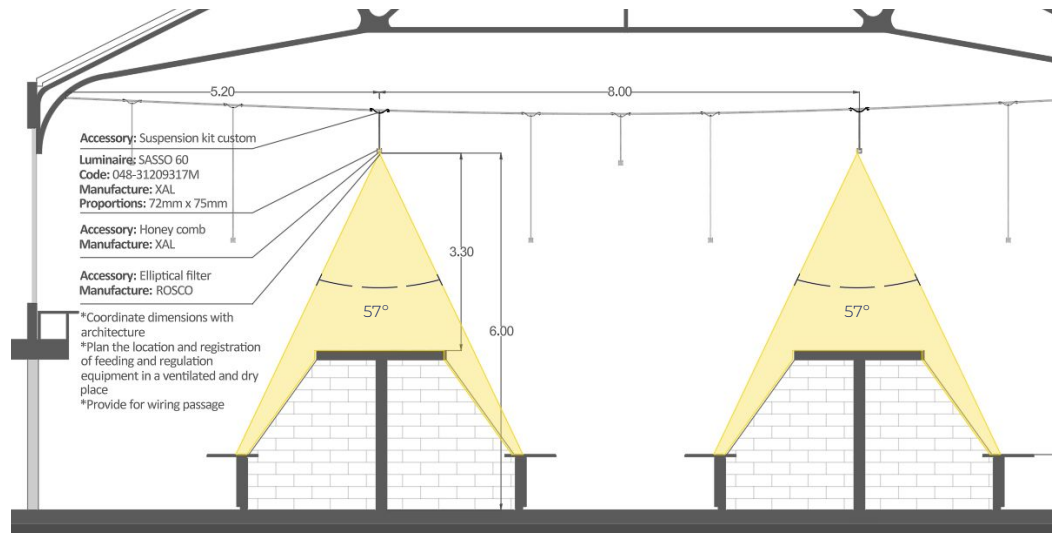
Architectural Scale Intervention

Interior Mercat de Sant Antoni



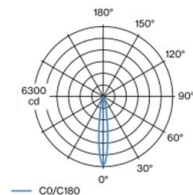
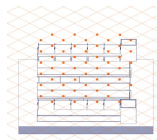
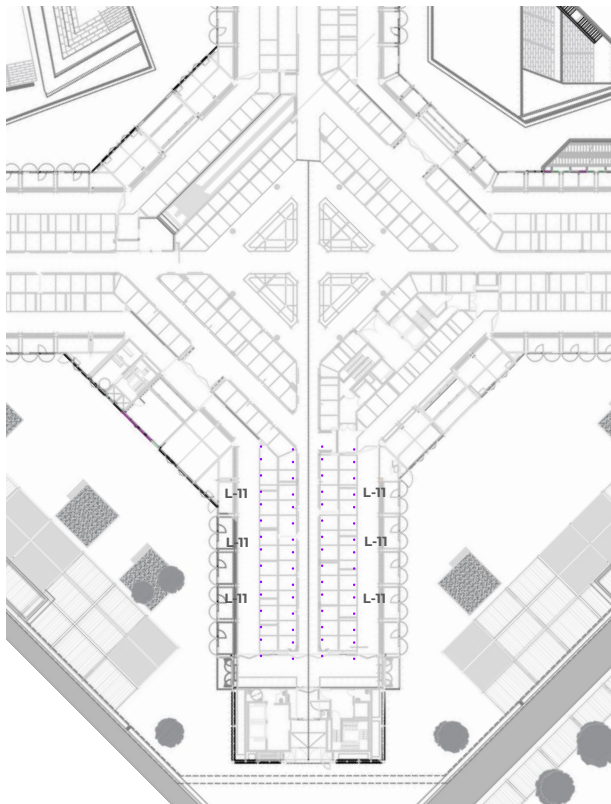
L-10

10.2W 888lm
2700K CRI 90
Óptica: 57°
Control: Dali
W: 72 mm H: 72mm D: 75mm



Architectural Scale Intervention

Interior Mercat de Sant Antoni




L-11

10.2W 754lm
2700K CRI 90
Óptica: 15
Control: Dali
W: 72 mm H: 72mm D: 75mm

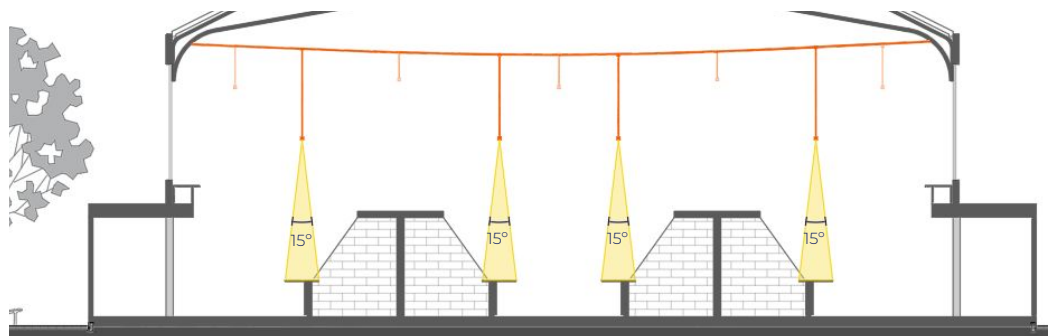
Accessories



Honey comb

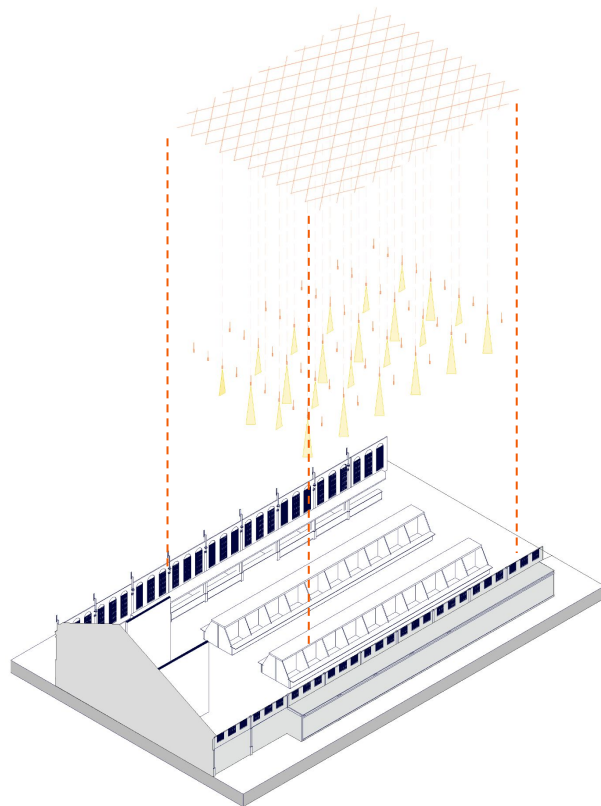
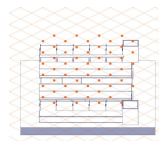


Opti-Sculpt filter



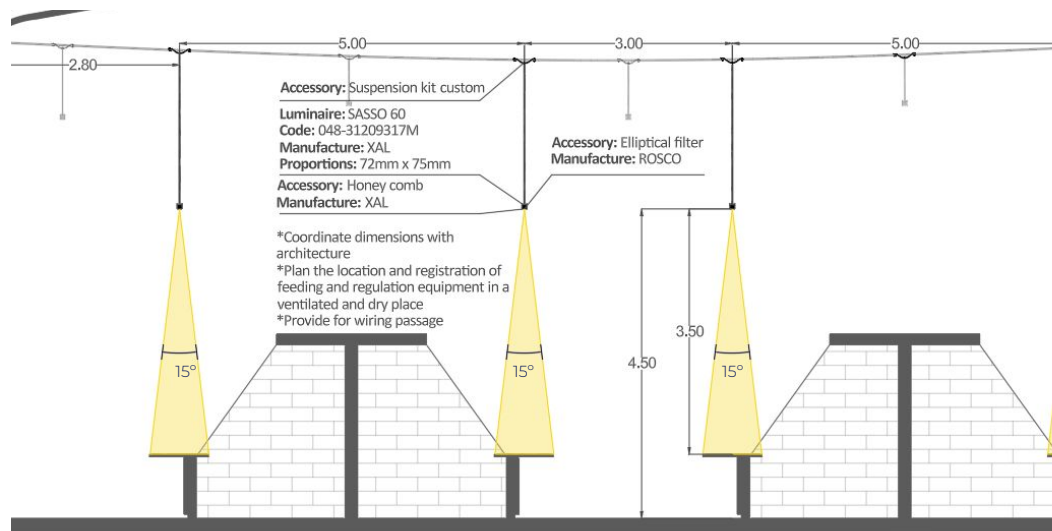
Architectural Scale Intervention

Interior Mercat de Sant Antoni



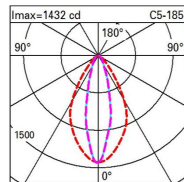
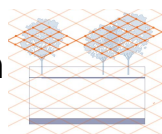
L-11

10.2W 888lm
2700K CRI 90
Óptica: 15°
Control: Dali
W: 72 mm H: 72mm D: 75mm



Architectural Scale Intervention

Interior Mercat de Sant Antoni



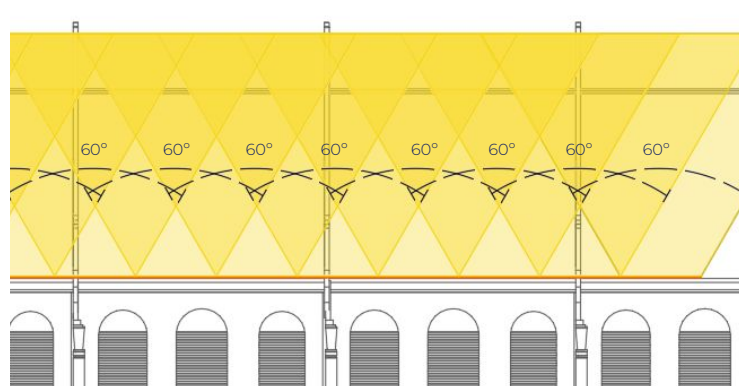
L-6

19.1W 2770lm
2700K CRI 80
Óptica: 60 x 26°
Control: Dali
W: 27 mm H: 34mm D: 1500 mm

Accessories

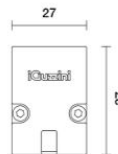
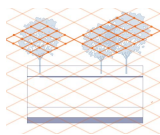


Adjustable arms



Architectural Scale Intervention

Interior Mercat de Sant Antoni



L-6

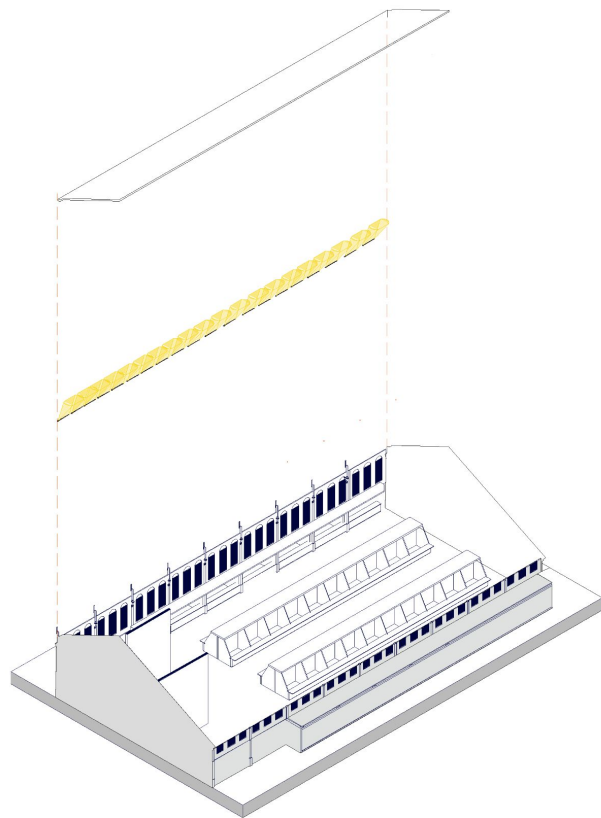
19.1W 2770lm

2700K CRI 80

Óptica: 26 x 60

Control: Dali

W: 27 mm H: 34mm D: 1500 mm



*Coordinate dimensions with architecture

*Plan the location and registration of feeding and regulation equipment in a ventilated and dry place

*Provide for wiring passage

Luminaire: UG15

Code: UG15

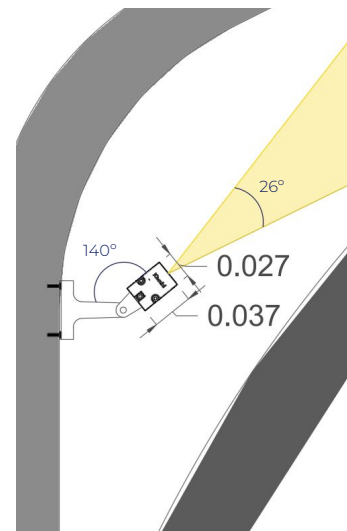
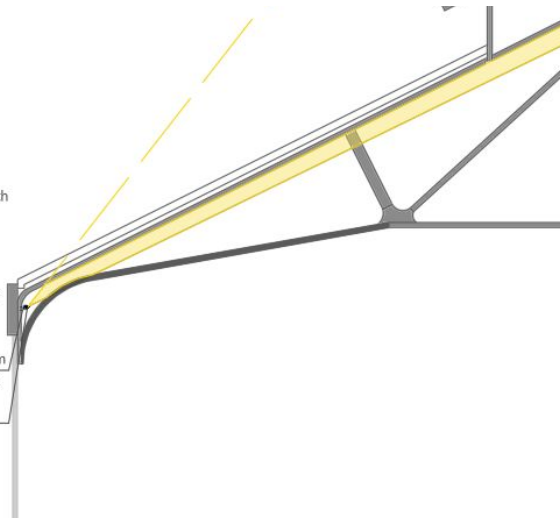
Manufacture: iGuzzini

Proportions: 37mm x 27mm

Accessory: Adjustable arms



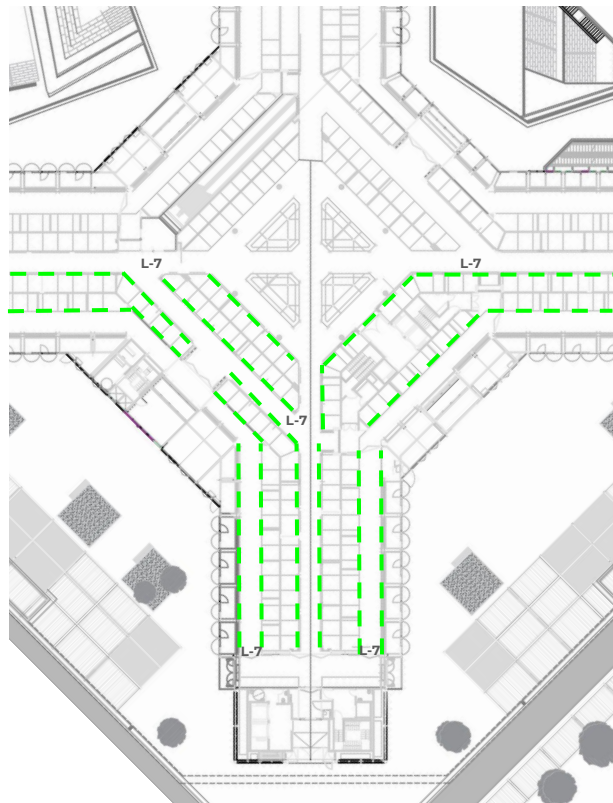
Code: X688

Manufacture: iGuzzini



Architectural Scale Intervention

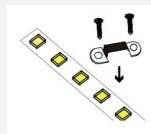
Interior Mercat de Sant Antoni



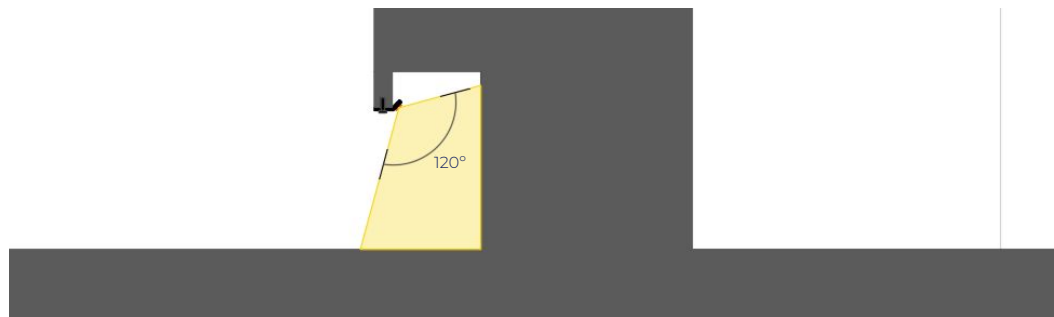
L-7

6.6W 600lm
2700K CRI 80
Óptica: 120°
Control: Dali
W: 27 mm H: 34mm D: 1500 mm

Accessories


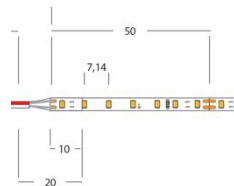
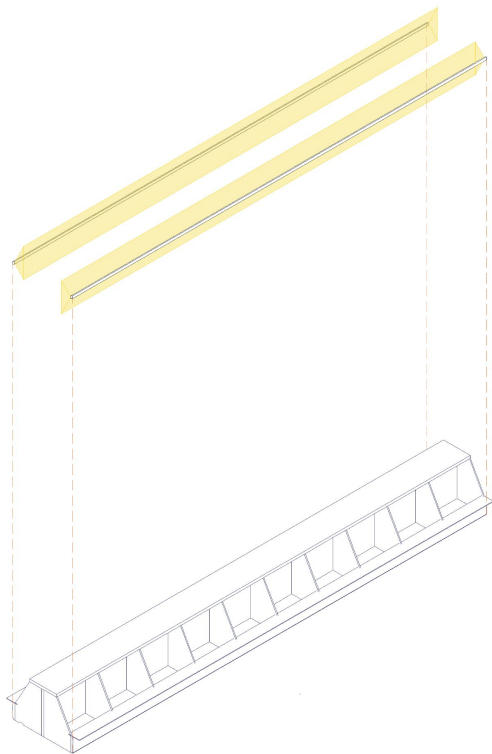


Fixed clip



Architectural Scale Intervention

Interior Mercat de Sant Antoni



L-7

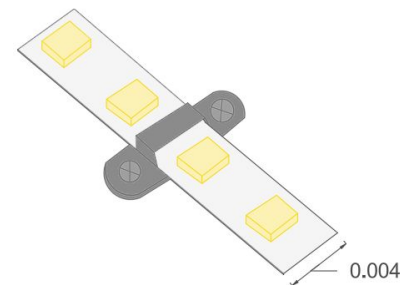

6.6W 600lm
2700K CRI 80
Óptica: 120
Control: Dali
W: 27 mm H: 34mm D: 1500 mm

- *Coordinate dimensions with architecture
- *Plan the location and registration of feeding and regulation equipment in a ventilated and dry place
- *Provide for wiring passage

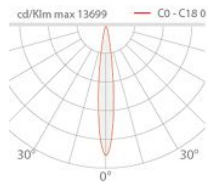
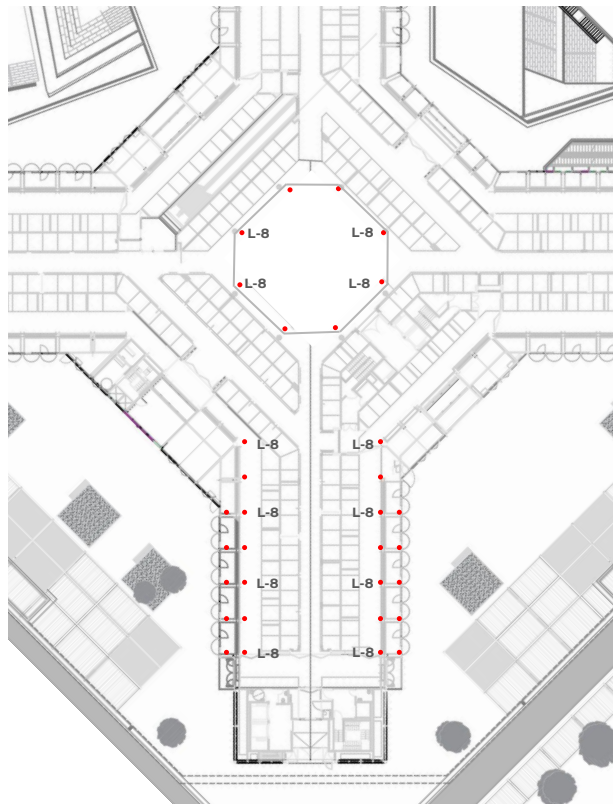
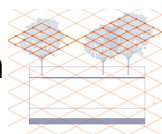
Luminaire: TSL ALYA 4
Code: 02420310
Manufacture: Tecsoled
Proportions: 4mm x 1mm

Accessory: Aluminium profile 45°

Accessory: Fixes clip



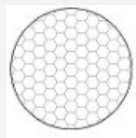
Architectural Scale Intervention



L-8

6.6W 188lm
2700K CRI 80
Óptica: 13
Control: Dali
W: 48 mm H: 11mm D: 63mm

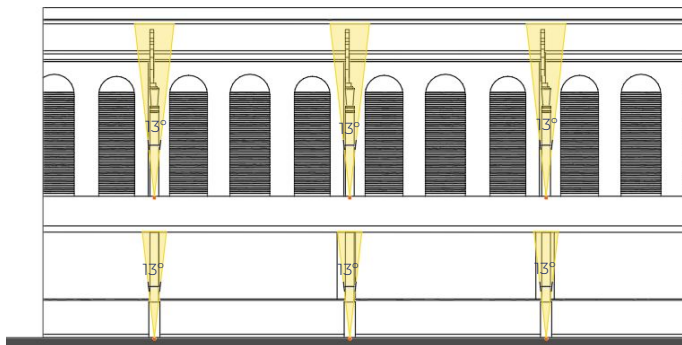
Accessories



Honey comb

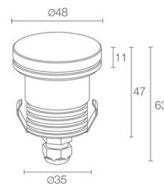
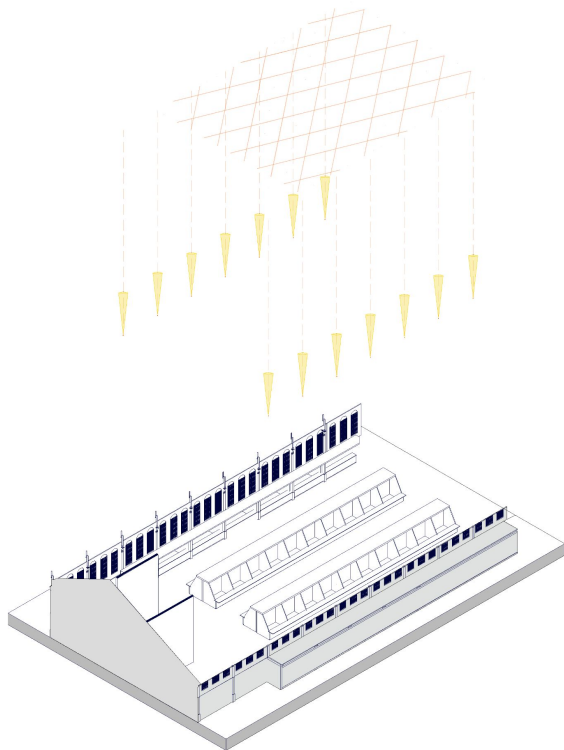
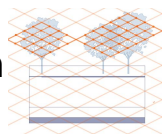


Outer casing



Architectural Scale Intervention

Interior Mercat de Sant Antoni



L-8

6.6W 188lm
2700K CRI 80
Óptica: 13°
Control: Dali
W: 48 mm H: 11mm D: 63mm

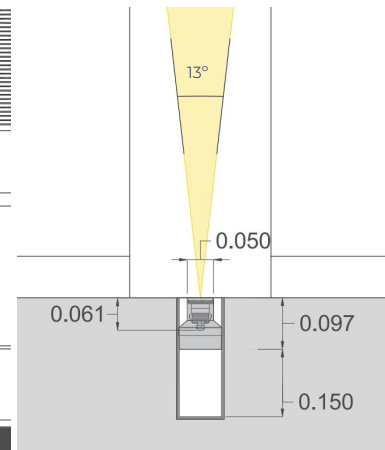
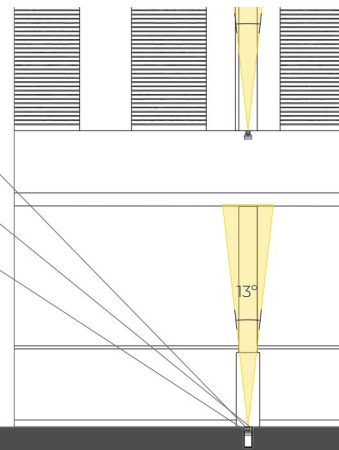
13°

Luminaire: Litus 1
Code: LT10100FSNV
Manufacture: Luce&Light
Proportions: 48mm x 63mm

Accessory: Outer casing
Manufacture: Luce&Light

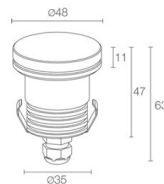
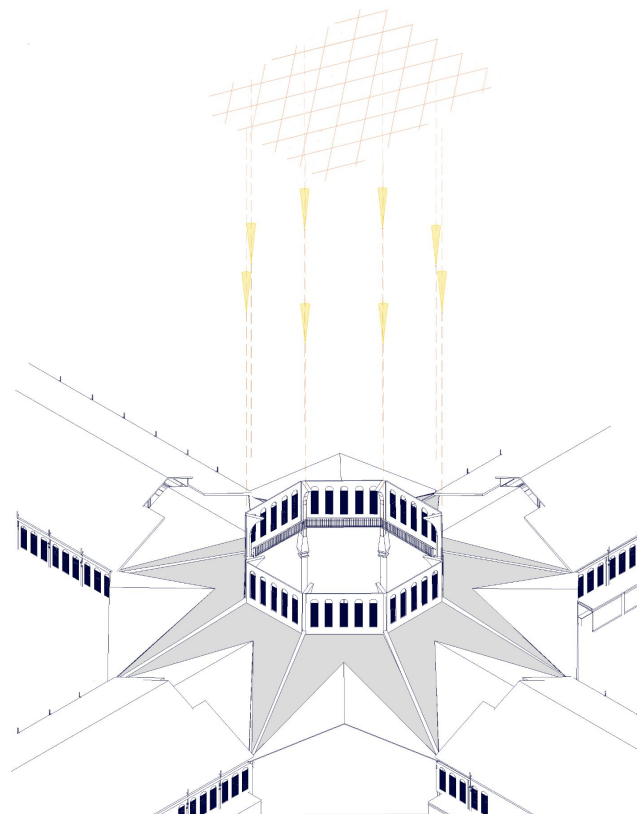
Accessory: Honey comb
Manufacture: Luce&Light

*Coordinate dimensions with architecture
*Plan the location and registration of feeding and regulation equipment in a ventilated and dry place
*Provide for wiring passage



Architectural Scale Intervention

Interior Mercat de Sant Antoni



L-8

6.6W 188lm
2700K CRI 80
Óptica: 13°
Control: Dali
W: 48 mm H: 11mm D: 63mm

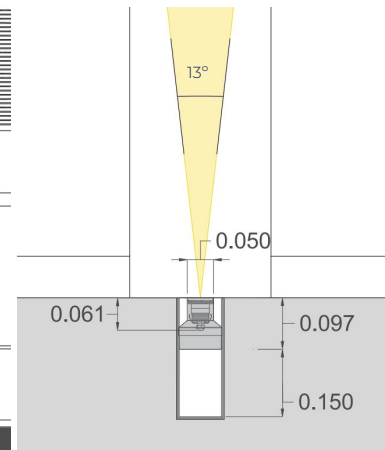
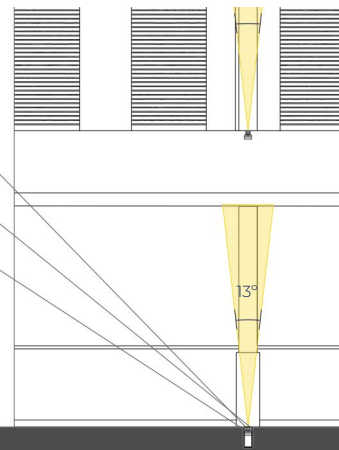
13°

Luminaire: Litus 1
Code: LT10100FSNV
Manufacture: Luce&Light
Proportions: 48mm x 63mm

Accessory: Outer casing
Manufacture: Luce&Light

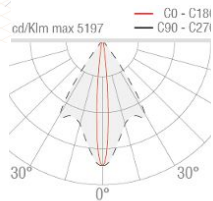
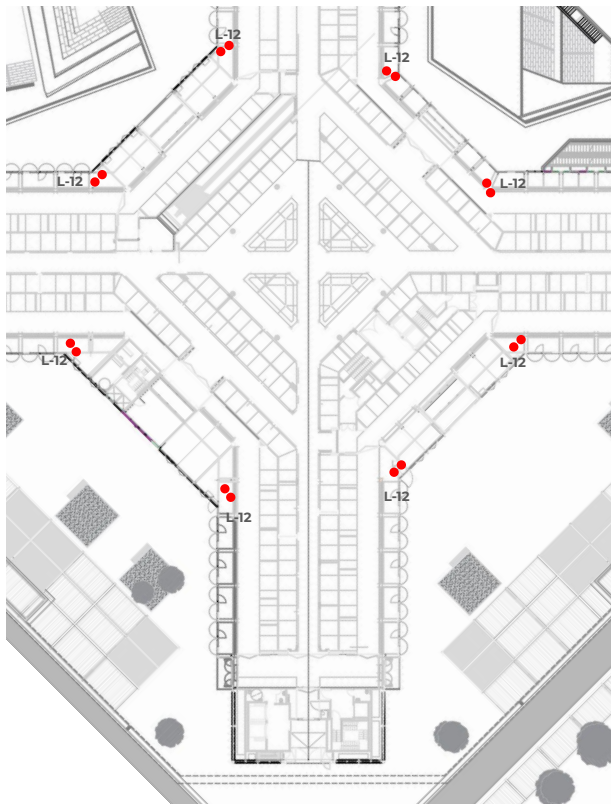
Accessory: Honey comb
Manufacture: Luce&Light

- *Coordinate dimensions with architecture
- *Plan the location and registration of feeding and regulation equipment in a ventilated and dry place
- *Provide for wiring passage



Architectural Scale Intervention

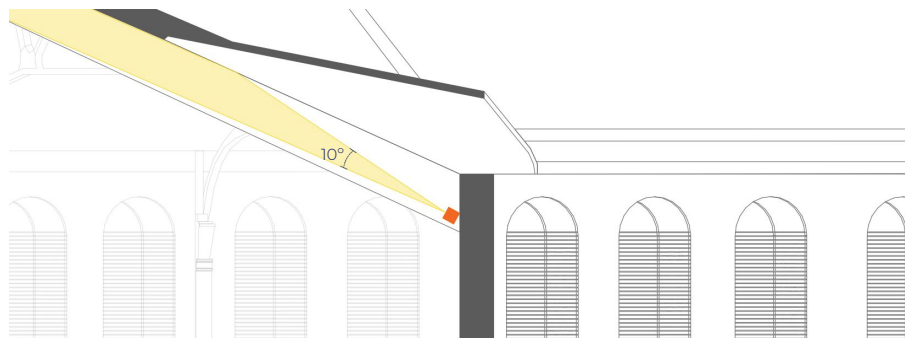
Interior Mercat de Sant Antoni



L-12

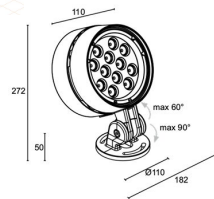
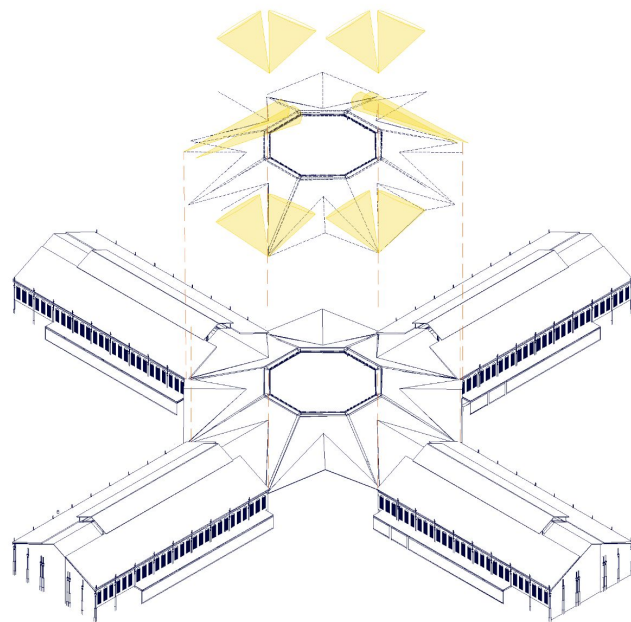
37W 3.000lm
2700K CRI 90
Óptica: 10°x65°
Control: Dali
W: 182 mm H: 272mm D: 110mm

Accessories



Architectural Scale Intervention

Interior Mercat de Sant Antoni



L-12

37W 3.000lm

2700K CRI 90

Óptica: 10°x65°

Control: Dali

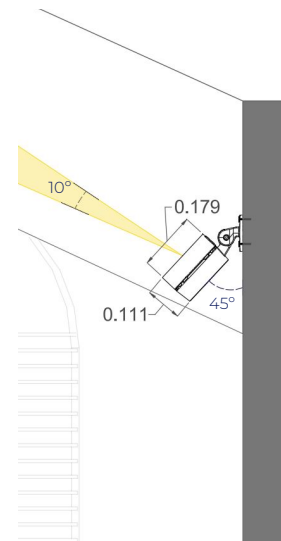
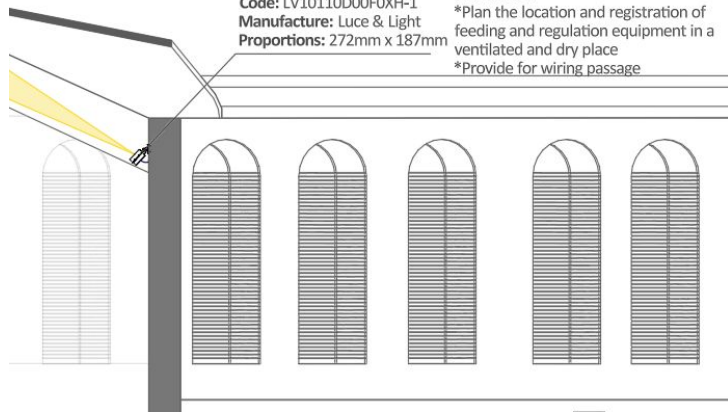
W: 182 mm H: 272mm D: 110mm

Luminaire: Oliver 1.0
Code: LV10110D00F0XH-1
Manufacture: Luce & Light
Proportions: 272mm x 187mm

*Coordinate dimensions with architecture

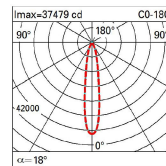
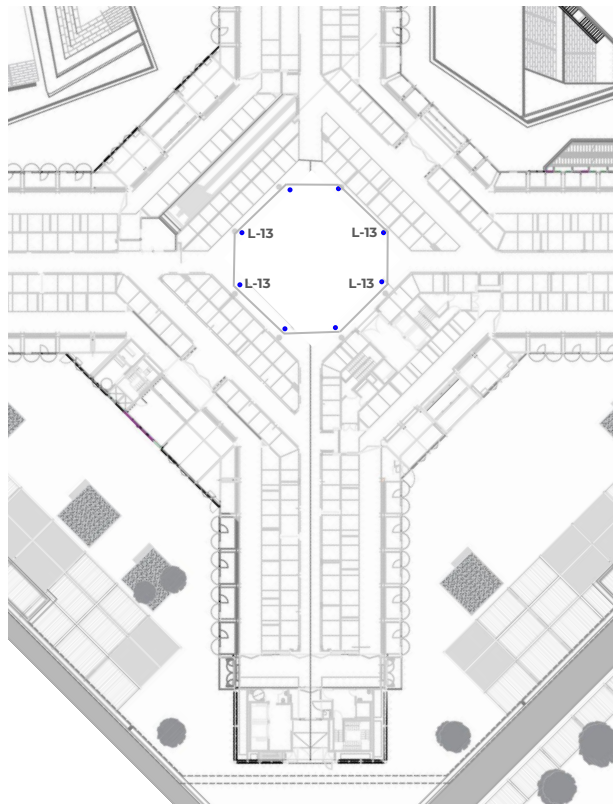
*Plan the location and registration of feeding and regulation equipment in a ventilated and dry place

*Provide for wiring passage



Architectural Scale Intervention

Interior Mercat de Sant Antoni



L-13

58.2W 6000lm

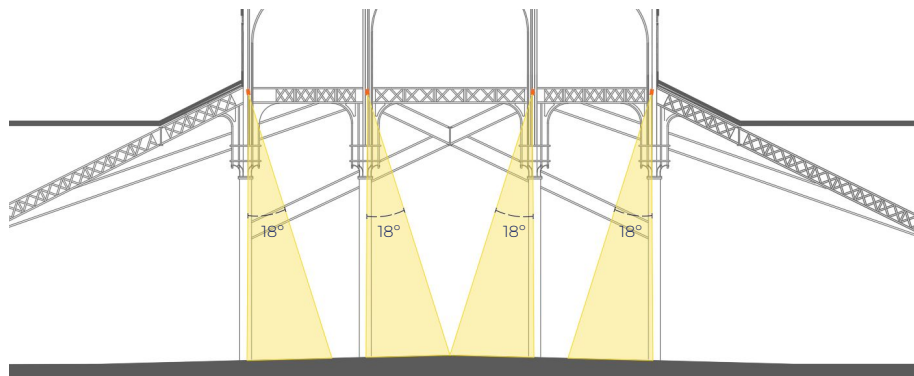
2700K CRI 80

Óptica: 18°

Control: Dali

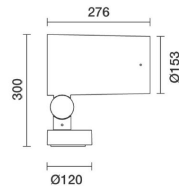
W: 153 mm H: 276mm D: 300mm

Accessories



Architectural Scale Intervention

Interior Mercat de Sant Antoni



L-13

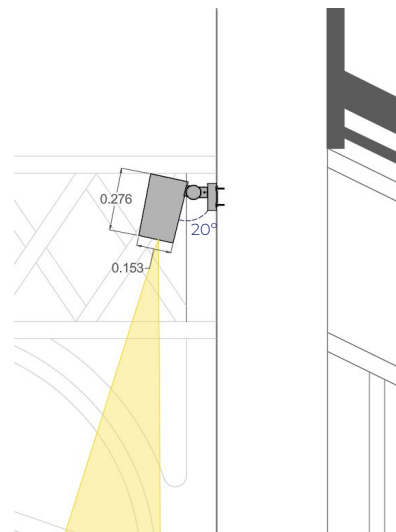
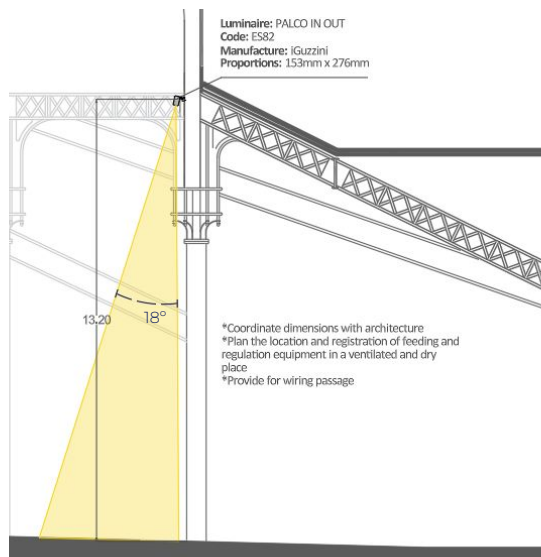

58.2W 6000lm

2700K CRI 80

Óptica: 18°

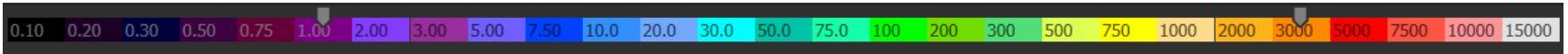


Control: Dali

W: 153 mm H: 276mm D: 300mm



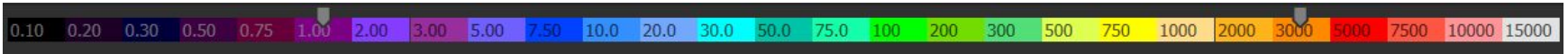

Architectural Scale Intervention

Lighting Calculations Results



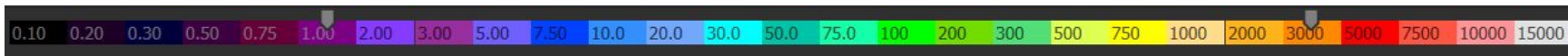


Architectural Scale Intervention

Lighting Calculations Results



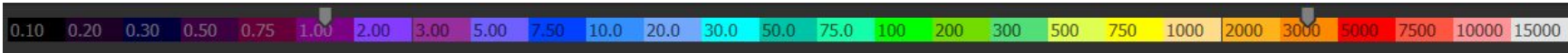

Architectural Scale Intervention

Lighting Calculations Results





Architectural Scale Intervention

Lighting Calculations Results






Architectural Scale Intervention


Lighting systems list

	Name	W	Beam Angle	K	CRI	Location	Driver	Brand
	L6	19.1W	120°	2700k	80	Ceiling	Driver integrated DALI-2	iGuzzini Lunea luce 27
	L7	6.6W	120°	2700k	80	Rodapies	Driver DALI-2	Alya 4 Tecsoled
	L8	6.6W	13°	2700k	80	Columns	Driver DALI-2	iGuzzini UB 33
	L9	10.2W	27°	2700k	90	Ceiling	Diver DALI 2	Sasso 60 XAL
	L-10	10.2W	57°	2700k	90	Ceiling	Driver DALI-2	Sasso 60 XAL

Architectural Scale Intervention

Lighting systems list

	Name	W	Beam Angle	K	CRI	Location	Driver	Brand
	L-11	10.2W	15°	2700k	90	Ceiling	Driver DALI-2	Sasso 60 XAL
	L12	137W	10° x65°	2700k	90	Center Building	Driver DALI-2	Oliver Luce Light
	L13	58.2W	18°	2700k	80	Center Building	Driver DALI-2	iGuzzini Palco In out



Daniela Zambrano Lugo



danizambalugo97@gmail.com



<https://www.behance.net/danielazambrano3>



+34 695621470

Angel



Arq.angelcid@outlook.com



<https://www.behance.net/angelcid>



+34 637 00 16 67